



Annual Report 2012



DADEX

DADEX

53RD ANNUAL REPORT
FOR THE YEAR ENDED JUNE 30, 2012



VISION

To be the most valued Company for all stakeholders, renowned for customer focus, innovation, quality, reliability and ethical practices.

MISSION STATEMENT

- We shall provide unparalleled service and best value to our customers through a responsive and cost effective chain.
- We are committed to provide quality products by strict adherence to international standards and best practices through technical collaboration with leading global companies in this business.
- We are committed to follow business ethics, comply with SH&E standards and enhance our contribution to society.
- We shall strive to maximize our shareholders value through sustained profitable growth.
- We shall enhance existing employees' productivity, hire, retain and develop best talent and provide them competitive environment to excel and grow.
- We will aggressively focus on increasing our penetration in the piping systems market by exploring new channels.
- We shall continue to set new trends through innovative marketing and manufacturing.



Building Blocks of Dadex Values


The guiding vision of Dadex encompasses the intrinsic values of Dadex. These values - referred to as the “Building Blocks of Dadex Values” - reflect the true spirit of the Company and its employees and are now the foundation of all business practices




Superior Customer Support - Magnified Focus




Boundless Thinking. Timeless Innovation



Quality Assured is Quality Delivered



Reliability and Trust - A Secure Balance.



Solid Links to Strong Principles.

OUR PHILOSOPHY

Our forte has been and continues to be, to manufacture and market innovative customer-oriented products. Focusing on superiority, reliability and durability - we believe that these characteristics must embody not just our products but also our business practices. We believe in transparency; integrity, sound business practices and in presenting the best products and services to customers at all times.

At Dadex, our aim is to continue to be an organization renowned for its principled approach in all spheres of work. Be it the production of piping systems or roofing material or customer service - integrity is a force we believe in. And reliability is the foundation of all that we do.

53 years of existence has only strengthened our commitment. Excelling in piping systems, roofing materials, building products, irrigation systems and customer service - today, we stand poised to offer you the fundamentals upon which to build your future.

CONTENTS

| | |
|--|-----------|
| <u>Company Information</u> | 01 |
| <u>Notice of Annual General Meeting</u> | 02 |
| <u>Report of the Board of Directors</u> | 04 |
| <u>Attendance of Board of Directors Meeting</u> | 11 |
| <u>Statement of Compliance with the Code of Corporate Governance</u> | 12 |
| <u>Auditors' Review Report on Statement of Compliance</u> | 16 |
| <u>Auditors' Report to the Members</u> | 17 |
| <u>Balance Sheet</u> | 18 |
| <u>Profit and Loss Account</u> | 19 |
| <u>Statement of Comprehensive Income</u> | 20 |
| <u>Cash Flow Statement</u> | 21 |
| <u>Statement of Changes in Equity</u> | 22 |
| <u>Notes to the Financial Statements</u> | 23 |
| <u>Pattern of Shareholding</u> | 61 |
| <u>Last Ten Years at a Glance</u> | 64 |
| <u>Form of Proxy</u> | |

COMPANY INFORMATION

| | | |
|---|---|---|
| Board of Directors | Abu Talib H.K. Dada- Chairman Sikander Dada Maqbool H.H. Rahimtoola Qazi Sajid Ali Shahzad M. Husain Zulfiqar Ali Lakhani Samad Dada [Alternate: Shahid Islam] | (Non - Executive Director) (Executive Director) (Non - Executive Director) (Non - Executive Director) (Non - Executive Director) (Non - Executive Director) (Non - Executive Director) (Non - Executive Director) |
| Chief Executive Officer | Sikander Dada | |
| Chief Financial Officer/ Company Secretary | Zahid Mahmood | |
| Board Audit Committee | Qazi Sajid Ali - Chairman Shahzad M. Husain Samad Dada (Alternate: Shahid Islam) | |
| Human Resource and Remuneration Committee | Maqbool H.H. Rahimtoola - Chairman Sikander Dada Qazi Sajid Ali | |
| Head of Internal Audit / Secretary Board Audit Committee | Shazam Butt | |
| Management Team | Sikander Dada Tanveer Saleem Muhammad Ebrahim Munawar Abbas Nadeem Naqvi Imtiaz Khan Zahid Mahmood Shazam Butt | Chief Executive Officer Director (Technical Services & Quality Assurance) General Manager (Co-ordination) General Manager (Operations) General Manager (Sales) General Manager (Logistics & Export Sales) Chief Financial Officer / Company Secretary Chief Information Officer / Head of Internal Audit |
| Auditors | Ernst & Young Ford Rhodes Sidat Hyder, Chartered Accountants | |
| Internal Auditors | KPMG Taseer Hadi & Co., Chartered Accountants | |
| Bankers | Habib Bank Limited Habib Metropolitan Bank Limited HSBC Bank Middle East Limited MCB Bank Limited National Bank of Pakistan Oman International Bank S.A.O.G Standard Chartered Bank (Pakistan) Limited United Bank Limited (UBL Ameen) | |
| Legal Advisor | SurrIDGE & BeechENO 3rd Floor, Finlay House, I.I. Chundrigar Road, Karachi. | |
| Registered Office | Dadex House, 34-A/1, Block 6, P.E.C.H.S., Shahrah-e-Faisal, Karachi- 75400 Tel: (92-21) 111000789 Fax: (92-21) 34315716, 34315725 Email: info@dadex.com.pk | |
| Share Registrar | M/s. JWAFFS Registrar Services (Private) Limited 505, 5th Floor, Kashif Centre, Near Hotel Mehran, Main Shahrah-e-Faisal, Karachi. Phone: (92-21) 35643871-72 Fax: (92-21) 35643873 Email: jwaffs@live.com | |
| Web Site | www.dadex.com | |

NOTICE OF 53RD ANNUAL GENERAL MEETING

Notice is hereby given that the 53rd Annual General Meeting of the Dadex Eternit Limited will be held on Wednesday, October 31, 2012 at 12:30 p.m., at Dadex House, 34-A/1, Block-6, PECHS, Shahrah-e-Faisal, Karachi to transact the following business:

ORDINARY BUSINESS

1. To receive, consider and adopt the following:
 - a) Audited Financial Statements for the year ended June 30, 2012 and the Auditors' Report thereon; and
 - b) The Report of the Board of Directors for the year ended June 30, 2012.
2. To appoint auditors of the Company for the year ending June 30, 2013, and authorize the Directors to fix their remuneration. The present auditors, M/s. Ernst & Young Ford Rhodes Sidat Hyder, Chartered Accountants, being eligible have offered themselves for reappointment. As required by the paragraph (xxxv) of the Code of Corporate Governance 2012, the Board of Directors recommends, based on the recommendation of the Audit Committee the appointment of M/s. Ernst & Young Ford Rhodes Sidat Hyder, Chartered Accountants.

Karachi: September 21, 2012

By Order of the Board

(Zahid Mahmood)
Company Secretary

NOTES:

1. The Register of Members and the Share Transfer Books of the Company shall remain closed from October 24, 2012 to October 31, 2012 (both days inclusive). Transfers received in order at the office of our Share Registrar, M/s. JWAFS Registrar Services (Pvt.) Limited, 505, 5th Floor, Kashif Centre, Main Shahrah-e-Faisal, Karachi by the close of business hours on October 23, 2012 will be treated in time for incorporating the change in the Register of Members as at October 24, 2012.
2. Entitlement to attend, participate and vote at the 53rd Annual General Meeting will be according to the Register of Members as at October 24, 2012.
3. A member of the Company entitled to attend and vote may appoint another member as his/her proxy to attend, speak and vote for him/her. An instrument of proxy and the power of attorney or other authority (if any) under which it is signed, or a notarially certified copy of such power or authority, must, to be valid, be deposited at the Registered Office of the Company not less than 48 hours before the time of the Meeting.
4. An instrument of the proxy applicable for the Meeting, in which a Member can direct the proxy how he/she wishes the proxy to vote, is being provided with the notice sent to Members. Further copies of the instrument of proxy may be obtained from the Registered Office of the Company during normal office hours.
5. Members are requested to submit declaration for Zakat on the required format and to notify immediately change, if any, in their registered addresses to our Share Registrar as mentioned above.
6. Members who have not yet submitted photocopy of their Computerized National Identity Cards are requested to send the same to our Share Registrar as mentioned above at the earliest.

NOTICE OF 53RD ANNUAL GENERAL MEETING

7. CDC Account Holders will further have to follow the under-mentioned guidelines as laid down in Circular 1 dated January 26, 2000, issued by the Securities and Exchange Commission of Pakistan.
 - A. For Attending the Meeting:**
 - i. In the case of individuals, the account holder or sub-account holder whose securities and registration details are uploaded as per the Regulations, shall authenticate his/her identity by showing his original CNIC or original passport at the time of attending the meeting.
 - ii. In the case of a corporate entity, the Board of Directors' resolution/power of attorney with the specimen signature of the nominee shall be produced (unless it has been provided earlier) at the time of attending the meeting.
 - B. For Appointing Proxies:**
 - i. In the case of individuals, the account holder or sub-account holder whose securities and registration details are uploaded as per the Regulations shall submit the proxy form as per the above requirement.
 - ii. The proxy form shall be witnessed by two persons whose names, addresses and CNIC numbers shall be mentioned on the form.
 - iii. Attested copies of the CNIC or the passport of the beneficial owners and the proxy shall be furnished with the proxy form.
 - iv. The proxy shall produce his/her original CNIC or original passport at the time of the meeting.
 - v. In the case of a corporate entity, the Board of Directors' resolution/power of attorney with the specimen signature shall be submitted (unless it has been provided earlier) along with the proxy form to the Company.
8. Transport will be available for members at 11:30 a.m., sharp outside the premises of the Karachi Stock Exchange Building to take them to the venue of the meeting.

REPORT OF THE BOARD OF DIRECTORS

The Board of Directors of Dadex Eternit Limited ("Company") would like to present the 53rd Annual Report alongwith the Audited Financial Statements for the year ended June 30, 2012.

NATIONAL ECONOMY

During the year under review, the overall economic growth of Pakistan has remained sluggish. High inflation, power shortages and the political situation continue to hamper investment activity and industrial output. The economy was additionally adversely affected by the heavy rains in Sindh and parts of Baluchistan. Notwithstanding these challenges, the Gross Domestic Product growth this year is estimated at 3.7% (2010/11: 3.0%) by the Economic Survey of Pakistan. The inflation rate as measured by the changes in the Consumer Price Index (CPI) stood at 10.8% (2010/11: 13.8%).

Growth in the various sectors was registered as manufacturing 3.56% (2010/11: 3.06%), construction 6.46% (2010/11: -7.09%) and agriculture 3.10% (2010/11: 2.40%).

Despite the global slowdown, Pakistan has managed to maintain its exports to the previous year level. Remittances remained buoyant and are currently estimated at close to \$ 13 billion per annum, an increase of 16% over the previous year. The recessionary trends globally have, however, impacted the capital inflows to Pakistan.

BUSINESS

The year under review has been an important year for the Company, during which the sponsor founder shareholders negotiated a mutually acceptable settlement agreement with the JS Group resulting in the exit of all JS Group shareholding in the Company and the withdrawal of all litigation pending in the Courts, with the permission of the Courts. This has resulted in better focus of the time and resources of the Company and the management in the business affairs of the Company rather than in litigation. Positive results have already started showing.

Further, the Board of Directors of the Company despite the adverse economy and business factors had set an aggressive revenue target of on year on year basis of 18.37% growth in the Company's revenues, which target was achieved.

Simultaneously the Company had also embarked on a business restructuring program to improve production / operational efficiencies, corporate strategies and business turnaround in order to lay a sound basis for the future growth of the Company and its operations.

Sales and Profitability

An overall growth of 18.37% in revenues during the period under review was achieved in the most difficult of circumstances. The sales initiatives have made a significant contribution in achieving the year's revenue of Rs. 2,469 million (2010/11: Rs. 2,086 million). Net profit / (loss) after tax of the Company for the year was Rs. 114.12 million (2010/11: loss of Rs. 18.95 million) with an earning / (loss) per share of Rs. 10.60 (2010/11: loss of Rs. 1.76 per share).

OPERATIONS

Capacity utilization for both the FC and PP Divisions registered an improvement of more than 10% as compared to the previous year. An additional PVC extrusion line has been put in operation during the month of May 2012.

REPORT OF THE BOARD OF DIRECTORS

DIVIDENDS AND APPROPRIATIONS

In pursuance of the settlement agreement, the Board had approved two interim cash dividends of Rs.17.80 and Rs.40.50 per share in respect of the financial year ended June 30, 2012. Consequently the minority interests also received a record dividend payout.

Summary of profits available for appropriations is as follows:

| | (Rupees in '000') |
|---|-------------------|
| Un-appropriated profit as at July 01, 2011 | (18,592) |
| Prior year adjustment | - |
| First Interim Dividend @ 178% for the year ended June 30, 2012 | (191,599) |
| Second Interim Dividend @ 405% for the year ended June 30, 2012 | (435,940) |
| Transfer from general reserves to Un-appropriated Profit | 411,500 |
| Surplus on revaluation of fixed assets on account of incremental depreciation charged on related assets | 10,039 |
| Surplus on revaluation of fixed assets realised on account of disposal of assets and incremental depreciation charged on related assets | 280,618 |
| Profit after taxation for the year ended June 30, 2012 | 114,117 |
| Un-appropriated Profit as at June 30, 2012 | <u>170,143</u> |
| Subsequent Effects | |
| Proposed final dividend per share of Rs. Nil | - |
| Transfer to general reserves for the year ended June 30, 2012 | - |
| Un-appropriated Profit as at July 01, 2012 | <u>170,143</u> |

Break-up value per share as at June 30, 2012 is Rs.26.33 (2010/11:Rs.47.03).

BOARD OF DIRECTORS AND ITS COMMITTEES

- A. The Board will complete its term on July 12, 2014.

During the year, nine (9) meetings of the Board of Directors were held and four (4) meetings of the Board Audit Committee were held.

During the year, four casual vacancies occurred due to the resignations of the following Directors:

- | | | |
|----|-------------------------------|--------------------|
| 1. | Mr. Ghulam Muhammad Malkani | November 3, 2011; |
| 2. | Mr. Abdul Hamid Ahmed Dagia | February 27, 2012; |
| 3. | Mr. Mohammad Suleman Kanjiani | February 27, 2012; |
| 4. | Mr. Syed Hassan Akbar Kazmi | February 27, 2012. |

The Board appointed Mr. Sikander Dada as a Director of the Company in their meeting held on November 5, 2011 to fill the casual vacancy which had occurred due to the resignation of Mr. Ghulam Muhammad Malkani.

The Board in their meeting held on March 14, 2012 proposed and recommended to the Shareholders of the Company for their approval the amendment of Article No. 76 of the Articles of Association of the Company whereby the number of Directors of the Company be reduced from ten to seven was duly approved in the Extraordinary General Meeting of the Shareholders of the Company held on April 10, 2012 by passing a Special Resolution in this regard.

REPORT OF THE BOARD OF DIRECTORS

Subsequent to the period under review, the Board of Directors in their meeting held on August 15, 2012 has approved a revision in the remuneration of Mr. Sikander Dada, Chief Executive Officer with effect from July 01, 2012 (the last revision was with effect from September 01, 2008).

- B.** The Board has formed its Audit Committee and approved the terms of reference for compliance by this Committee. The Audit Committee is comprised of three members and all are non-executive Directors.
- C.** In compliance with the new Code of Corporate Governance requirements, a Human Resource and Remuneration Committee has been formed comprising of three members, one is an executive Director and two are non-executive Directors.

ENERGY CONSERVATION

The availability of electricity and gas together with the increasing electricity tariff rate, increases in the prices of diesel and natural gas remain a major concern as these factors may adversely impact the Company's costs of production.

The Company has planned to put up a self co-generation power plant to partially meet its energy requirement on the directives of the KESC authorities.

The Company also encourages its employees to conserve electricity by switching off lighting, computer systems, electronic equipments when not in use and all electrical equipments are properly maintained to save the energy.

INFORMATION COMMUNICATION TECHNOLOGY

The thriving need in the industry towards business transformation through information technology is a key driving force and basis upon which the ICT Department introduces and adapts its various programs. The Company is a progressive IT based organization that prides itself on continual improvement of business solutions and connectivity amongst its stakeholders. The ICT Department is committed towards delivering high quality and consistent IT and SAP support services to its end users. The Company is working on developing improved controls in existing SAP processes, updating applications and implementing new SAP processes / modules to achieve targets of efficient financial, operational and sales systems.

CORPORATE PHILANTHROPY AND COMMUNITY WELFARE

The Company during the year has taken part in various philanthropic and welfare activities and has made contribution of Rs. 0.02 million (2010/11: Rs. 0.39 million).

BUSINESS ETHICS AND ANTI-CORRUPTION MEASURES

The Company believes that corporate success has always been and always will be based on the respect for the moral values and the satisfaction of the ethical, legal and social expectations. The Company does not discriminate on the basis of race, sex, religion, disability or family status in the recruitment, training or advancement of its employees.

REPORT OF THE BOARD OF DIRECTORS

The Company has well established internal controls in place. The internal control review has been outsourced and one of the top five audit firms, M/s KPMG Taseer Hadi & Co., Chartered Accountants are appointed as an independent audit firm, who assess the internal control systems. The Board Audit Committee regularly reviews the internal audit reports and measures are taken to implement the recommendations of the internal auditors.

The Company's philosophy and policy continues to be to follow sound corporate practices which provide consumer protection and ensure effective anti-corruption measures.

RURAL DEVELOPMENT

The Company has manufacturing facilities in Hyderabad and Sunder Estate which effectively contribute towards rural development and the Company encourages the employment of local people from adjoining rural areas.

CONTRIBUTION TO THE NATIONAL EXCHEQUER AND THE ECONOMY OF THE COUNTRY

The Company has contributed in excess of Rs.509 million (2010/11: Rs.447million) towards the National Exchequer in the form of income tax, sales tax, duties, levies and other taxes.

HEALTH, SAFETY, ENVIRONMENT (HSE) AND QUALITY

Being a responsible Manufacturer, a structured Health, Safety & Environment Program ("HSE") is in place at Dadex Eternit Limited, all three factories are compliant with OHSAS 18001 / ISO 14001 global standards certified by SGS (the international certifying body).

HSE initiative is pro-active in nature, compliant with local applicable laws and is fully aligned with guidelines from ILO / WHO & Chrysotile Institute of Canada. Risk and need based HSE training modules are offered to Company's permanent and contractual employees, as per Training Need Analysis ("TNA") and Job Competency Profiling ("JCP") for various job types. At Karachi Factory there is a dedicated Training Centre, which is equipped with all modern facilities. All targeted audience regularly undergo fire fighting and first aid training at all three manufacturing facilities and Head office.

As per plan, "Emergency Preparedness and Response Procedure" is periodically activated and tested out accordingly in collaboration with external agencies such as the Civil Defence.

Another highlight is Health Surveillance Program, whereby the current and retired employees are offered free of cost periodic voluntary medical examinations and testing using specialized spirometry procedures, as per international standards. The Company focus is on the prevention, promotion of healthy lifestyles and early detection of any potential health issues. The Company's In-house Environmental Laboratory is in line with global standards, a structured Air Monitoring Program is in place for both area and personal sampling with one of the best facilities and practices in the region.

EMPLOYMENT OF SPECIAL PERSONS

The Company has put in place a mechanism to ensure the employment of special persons in all future appointments and a special quota will be kept for them as per requirement.

INDUSTRIAL RELATIONS

The Company maintains good relations with its employees and agreements are in place with the respective Collective Bargaining Agents (CBA Union) based on negotiated Charter of demand(s).

REPORT OF THE BOARD OF DIRECTORS

HUMAN RESOURCES

Our People are our most valuable asset and the Company continues to work for the development and the retention of the best talent through our transparent succession planning, career building and compensation policies. The functioning and activities of our people are aligned with the Company's business objectives. Presently the Company employs about 650 employees.

The Company as a policy endeavours to take good care of its human resources in order to provide a safe and good working environment to achieve its vision and goals.

COMPLIANCE WITH CODE OF CORPORATE GOVERNANCE

- A) The Board of Directors are pleased to confirm that:
- 1) The Company has applied the principles contained in the Code of Corporate Governance and relevant listing regulations, as narrated in the "Statement of Compliance with Code of Corporate Governance" for the year ended June 30, 2012 annexed with this Report.
 - 2) The Company while complying with the applicable regulations has applied the principles contained in the Code of Corporate Governance, relating to "Related Party Transaction".
 - 3) The Board of Directors have adopted the "Code of Conduct" and measures have and are being taken to ensure that the employees within the organisation effectively observe these rules of conduct.
 - 4) The following statements which have also been certified by the External Auditors in their Report to the Members:
 - a. The financial statements, prepared by the management of the Company, present fairly its state of affairs, the result of its operations, cash flows and changes in equity.
 - b. Proper books of accounts of the Company have been maintained.
 - c. Appropriate accounting policies have been consistently applied in the preparation of the financial statements, and accounting estimates are based on reasonable and prudent judgment.
 - d. International Accounting Standards, as applicable in Pakistan, have been followed in the preparation of the financial statements.
 - 5) The system of internal controls and such other procedures, which are in place, are being continuously reviewed by the Board's Audit Committee. The Internal Audit function has been outsourced and is being performed by one of the top five audit firms i.e. KPMG Taseer Hadi & Company, Chartered Accountants. The internal auditors have carried out the internal audit as per the approved audit plan for the year 2011-2012. A qualified Head of Internal Audit has also been nominated as per CCG requirements.
 - 6) There are no significant doubts upon the Company's ability to continue as a going concern.
 - 7) There has been no material departure from the best practices of corporate governance, as detailed in the applicable Listing Regulations.

REPORT OF THE BOARD OF DIRECTORS

- B) The further information in accordance with the Corporate and Financial Reporting Framework laid down in the Code of Corporate Governance is as follows:
- 1) The summary of the key operating and financial data of the Company, spanning the last ten years is annexed with this Report.
 - 2) Taxes and levies are as disclosed in the Notes to the Accounts.
 - 3) The following is the value of investments, held by the Provident Fund based on the latest audited accounts as at June 30, 2012:

| 2012 | 2011 |
|-------------------|---------|
| (Rupees in '000') | |
| 158,718 | 168,047 |

- 4) The statement, showing the pattern of shareholding of the Company as at June 30, 2012 is annexed with this Report.
- 5) The Directors, CEO, CFO, Head of Internal Audit and the Company Secretary, and their spouses and minor children did not carry out any trade in the shares of the Company during the year, except as those disclosed in the pattern of shareholding.

HOLDING COMPANY

As a consequence of the settlement agreement the Company is now a 63.18 % owned subsidiary of M/s. Sikander (Private) Limited.

AUDITORS

The present auditors M/s Ernst & Young Ford Rhodes Sidat Hyder, Chartered Accountants retire at the conclusion of the 53rd Annual General Meeting. Being eligible, they have offered themselves for re-appointment. As required by the Code of Corporate Governance, the Board Audit Committee has recommended their re-appointment as auditors of the Company for the financial year ending June 30, 2013 and the Board agrees with the recommendation of the Board Audit Committee and therefore have recommended their re-appointment to the Shareholders of the Company.

Auditors recommended for appointment hold a satisfactory rating under the "Quality Control Review Programme" of the Institute of Chartered Accountants of Pakistan.

MATERIAL CHANGES AND COMMITMENTS

No material changes and commitments affecting the financial position of the Company have occurred between the end of the financial year of the Company, to which the Balance Sheet relates and the date of this Report.

REPORT OF THE BOARD OF DIRECTORS

FUTURE PROSPECTS AND CHALLENGES

The future economic outlook of the country remains uncertain. However, the revenues and profitability of the Company for the year ending June 30, 2013 is expected to remain on track. The Company is making all out efforts to improve the internal efficiencies and searching increased revenue sources.

ACKNOWLEDGEMENTS

Achieving customers' trust is the key to our success so far and we are determined to provide the quality of service that will continue to retain this trust. We are most grateful to all our customers for their support and seek their continued patronage.

The Company would like to take this opportunity to thank all its shareholders and other stakeholders including suppliers, service providers, banks / financial institutions and insurers for reposing their trust in the Company.

The Company would also like to thank its employees who have stood firm with the Company in this difficult phase. We are sure that with their dedication, commitment and hard work, the Company shall attain greater heights.

Karachi: September 21, 2012

On behalf of the Board of Directors

**ABU TALIB H.K. DADA
CHAIRMAN**

ATTENDANCE OF BOARD OF DIRECTORS MEETING

For the year ended June 30, 2012

| Name of Director | Total Number of Meetings held during the year | Number of Meetings Attended |
|---|---|-----------------------------|
| MR. ABU TALIB H.K. DADA - CHAIRMAN | 9 | 8 |
| MR. SIKANDER DADA - CEO & DIRECTOR | 9 | 9** |
| MR. MAQBOOL H.H. RAHIMTOOLA | 9 | 7 |
| MR. QAZI SAJID ALI | 9 | 6 |
| MR. SHAHZAD M. HUSAIN | 9 | 9 |
| MR. SAMAD DADA [Alternate: MR. SHAHID ISLAM] | 9 | 8 |
| MR. ZULFIQAR ALI LAKHANI | 9 | 4 |
| MR. GHULAM MUHAMMAD MALKANI | 9 | 1 * |
| MR. ABDUL HAMID AHMED DAGIA | 9 | 6 * |
| MR. MOHAMMAD SULEMAN KANJIANI | 9 | 3 * |
| MR. SYED HASSAN AKBAR KAZMI | 9 | 6 * |

*** Resignation**

Effective Date

- | | |
|----------------------------------|-------------------|
| 1. MR. GHULAM MUHAMMAD MALKANI | November 3, 2011 |
| 2. MR. ABDUL HAMID AHMED DAGIA | February 27, 2012 |
| 3. MR. MOHAMMAD SULEMAN KANJIANI | February 27, 2012 |
| 4. MR. SYED HASSAN AKBAR KAZMI | February 27, 2012 |

**** Appointment**

- | | |
|----------------------|------------------|
| 1. MR. SIKANDER DADA | November 5, 2011 |
|----------------------|------------------|

Leave of absence was granted to Directors who could not attend some of the Board of Directors Meetings.

STATEMENT OF COMPLIANCE WITH THE CODE OF CORPORATE GOVERNANCE

Dadex Eternit Limited, year ended June 30, 2012.

This statement is being presented to comply with the Code of Corporate Governance contained in Regulation No 35 (XI) of Listing Regulations of Karachi Stock Exchange for the purpose of establishing a framework of good governance, whereby a listed company is managed in compliance with the best practices of Corporate Governance.

The company has applied the principles contained in the CCG in the following manner:

1. The Company encourages representation of non-executive Directors and Directors representing minority interests on its Board of Directors. At present the Board includes:

| Category | Name |
|-------------------------|--|
| Independent Directors | None |
| Executive Directors | Mr. Sikander Dada |
| Non-Executive Directors | Mr. Abu Talib H.K. Dada Mr. Maqbool H.H. Rahimtoola Mr. Qazi Sajid Ali Mr. Shahzad M. Husain Mr. Zulfiqar Ali Lakhani Mr. Samad Dada [Alternate: Mr. Shahid Islam] |


2. The Directors have confirmed that none of them is serving as a director on more than ten listed companies, including this Company.
3. All the resident directors of the Company are registered as taxpayers and none of them has defaulted in payment of any loan to a banking company, a DFI or an NBFIO, being a member of a stock exchange, has been declared as a defaulter by that Stock Exchange.
4. During the year, four casual vacancies occurred on the Board. One of them was filled by the Board by appointing Mr. Sikander Dada as a Director within two days and for other three vacancies that occurred on February 27, 2012, the Board decided to amend the Articles of Association of the Company and reduced the number of Directors of the Company from ten to seven in the Extraordinary General Meeting held on April 10, 2012. Accordingly, the same has been complied within 42 days of occurring of casual vacancy.
5. The Company has prepared a "Code of Conduct" and has ensured that appropriate steps have been taken to disseminate it throughout the Company along with its supporting policies and procedures.
6. The Board has developed vision/mission statement, overall corporate strategy and significant policies of the Company. A complete record of particulars of significant policies along with the dates on which they were approved or amended has been maintained.
7. All the powers of the Board have been duly exercised and decisions on material transactions, including appointment and determination of remuneration and terms and conditions of employment of the CEO, other Executive and non-executive Directors, have been taken by the Board/Shareholders.
8. The meetings of the Board were presided over by the Chairman and, in his absence, by a Director elected by the Board for this purpose and the Board has met at least once in every quarter. Written notices of the Board meetings, along with the agenda and working papers, were circulated at least seven days before the meetings except for the meetings held on October 31, 2011 and March 14, 2011, where meeting was called on short notice. The minutes of the meetings were appropriately recorded and circulated.

STATEMENT OF COMPLIANCE WITH THE CODE OF CORPORATE GOVERNANCE

9. The Board has approved appointment of CFO, including his remuneration and terms and conditions of employment. No new appointment of Company Secretary and Head of Internal Audit was made during the year. However, subsequent to balance sheet date, a qualified Head of Internal Audit was appointed.
10. The Directors' Report for this year has been prepared in compliance with the requirements of the CCG and fully describes the salient matters required to be disclosed.
11. The financial statements of the Company were duly endorsed by CEO and CFO before approval of the Board.
12. The Directors, CEO and Executives do not hold any interest in the shares of the Company other than that disclosed in the pattern of shareholding.
13. The Company has complied with all the corporate and financial reporting requirements of the CCG.
14. The Board has formed an Audit Committee. It comprises of three (03) members, and they all are non-executive Directors.
15. The meetings of the Audit Committee were held at least once every quarter prior to approval of interim and final results of the Company and as required by the CCG except one meeting, which was subsequently held on October 03, 2011. The terms of reference of the committee have been formed and advised to the committee for compliance.
16. Subsequent to the date of Balance Sheet, a Human Resource and Remuneration Committee has been formed comprising of three members, one is an executive Director and two are non-executive Directors.
17. The Board has outsourced the internal audit function to M/s. KPMG Taseer Hadi & Co., Chartered Accountants who are considered suitably qualified and experienced for the purpose and are conversant with the policies and procedures of the Company.
18. The statutory auditors of the Company have confirmed that they have been given satisfactory rating under the quality control review program of the ICAP, that they or any of the partners of the firm, their spouses and minor children do not hold shares of the Company and that the firm and all its partners are in compliance with International Federation of Accountants (IFAC) guidelines on code of ethics as adopted by the ICAP.
19. The statutory auditors or the persons associated with them have not been appointed to provide other services except in accordance with the Listing Regulations and the auditors have confirmed that they have observed IFAC guidelines in this regard.
20. The "closed period", prior to the announcement of interim/final results, and business decisions, which may materially affect the market price of company's securities, was determined and intimated to Directors, Employees and Stock Exchange.
21. Material/price sensitive information has been disseminated among all market participants at once through Stock Exchange.
22. We confirm that all other material principles enshrined in the CCG have been complied with except for arranging Directors' Training Program, toward which reasonable progress is being made by the Company to seek compliance by the end of next accounting year.

Karachi: September 21, 2012

SIKANDER DADA
CHIEF EXECUTIVE




DADEX

DADEX

**FINANCIAL
STATEMENTS**

For the year ended June 30, 2012

AUDITORS' REVIEW REPORT ON THE STATEMENT OF COMPLIANCE



ERNST & YOUNG

Ernst & Young Ford Rhodes Sidat Hyder
Chartered Accountants
Progressive Plaza, Beaumont Road
P.O. Box 15541, Karachi 75530, Pakistan
Tel: +9221 3565 0007
Fax: +9221 3568 1965
www.ey.com

REVIEW REPORT TO THE MEMBERS ON STATEMENT OF COMPLIANCE WITH BEST PRACTICES OF CODE OF CORPORATE GOVERNANCE

We have reviewed the Statement of Compliance with the best practices contained in the Code of Corporate Governance (the Code) for the year ended **30 June 2012** prepared by the Board of Directors (the Board) of **Dadex Eternit Limited** (the Company) to comply with the Listing Regulation No. 35 (Chapter XI) of the Karachi Stock Exchange (Guarantee) Limited where the Company is listed.

The responsibility for compliance with the Code is that of the Board of Directors of the Company. Our responsibility is to review, to the extent where such compliance can be objectively verified, whether the Statement of Compliance reflects the status of the Company's compliance with the provisions of the Code and report if it does not. A review is limited primarily to inquiries of the Company personnel and review of various documents prepared by the Company to comply with the Code.

As part of our audit of financial statements we are required to obtain an understanding of the accounting and internal control systems sufficient to plan the audit and develop an effective audit approach. We are not required to consider whether the Board's statement on internal control covers all risks and controls, or to form an opinion on the effectiveness of such internal controls, the Company's corporate governance procedures and risks.


Further, the Listing Regulation of the Karachi Stock Exchange require the Company to place before the Board of Directors for their consideration and approval, related party transactions distinguishing between transactions carried out on terms equivalent to those that prevail in arm's length transactions and transactions which are not executed at arm's length price, recording proper justification for using such alternate pricing mechanism. Further, all such transactions are also required to be separately placed before the Audit Committee. We are only required and have ensured compliance of requirement to the extent of approval of related party transactions by the Board of Directors and placement of such transactions before the Audit Committee. We have not carried out any procedures to determine whether the related party transactions were undertaken at arm's length price or not.

Based on our review, nothing has come to our attention which causes us to believe that the Statement of Compliance does not appropriately reflect the Company's compliance, in all material respects, with the best practices contained in the Code of Corporate Governance, for the year ended **30 June 2012**.

Chartered Accountants
Karachi: September 21, 2012

A member firm of Ernst & Young Global Limited

AUDITORS' REPORT TO THE MEMBERS



Ernst & Young Ford Rhodes Sidat Hyder
Chartered Accountants
Progressive Plaza, Beaumont Road
P.O. Box 15541, Karachi 75530, Pakistan
Tel: +9221 3565 0007
Fax: +9221 3568 1965
www.ey.com

AUDITORS' REPORT TO THE MEMBERS

We have audited the annexed balance sheet of **Dadex Eternit Limited** (the Company) as at **30 June 2012** and the related profit and loss account, statement of comprehensive income, cash flow statement and statement of changes in equity together with the notes forming part thereof, for the year then ended and we state that we have obtained all the information and explanations which, to the best of our knowledge and belief, were necessary for the purposes of our audit.

It is the responsibility of Company's management to establish and maintain a system of internal control, and prepare and present the above said statements in conformity with the approved accounting standards and the requirements of the Companies Ordinance, 1984. Our responsibility is to express an opinion on these statements based on our audit.

We conduct our audit in accordance with the auditing standards as applicable in Pakistan. These standards require that we plan and perform the audit to obtain reasonable assurance about whether the above said statements are free of any material misstatement. An audit includes examining on a test basis, evidence supporting the amounts and disclosures in the above said statements. An audit also includes assessing the accounting policies and significant estimates made by management, as well as, evaluating the overall presentation of the above said statements. We believe that our audit provides a reasonable basis for our opinion and, after due verification, we report that:

- (a) in our opinion, proper books of account have been kept by the Company as required by the Companies Ordinance, 1984;
- (b) in our opinion:
 - (i) the balance sheet and profit and loss account together with the notes thereon have been drawn up in conformity with the Companies Ordinance, 1984, and are in agreement with the books of account and are further in accordance with accounting policies consistently applied except for the changes as stated in notes 4.1 and 4.3.4 to the accompanying financial statements, with which we concur;
 - (ii) the expenditure incurred during the year was for the purpose of the Company's business; and
 - (iii) the business conducted, investments made and expenditure incurred during the year were in accordance with the objects of the Company;
- (c) in our opinion and to the best of our information and according to the explanations given to us, the balance sheet, profit and loss account, statement of comprehensive income, cash flow statement and statement of changes in equity together with the notes forming part thereof conform with approved accounting standards as applicable in Pakistan, and, give the information required by the Companies Ordinance, 1984, in the manner so required and respectively give a true and fair view of the state of the Company's affairs as at **30 June 2012** and of the profit, its comprehensive income, cash flows and changes in equity for the year then ended; and
- (d) in our opinion, Zakat deductible at source under the Zakat and Ushr Ordinance, 1980 (XVIII of 1980), was deducted by the Company and deposited in the Central Zakat Fund established under section 7 of that Ordinance.

Chartered Accountants
Audit Engagement Partner: Shariq Ali Zaidi
Karachi: September 21, 2012

A member firm of Ernst & Young Global Limited

BALANCE SHEET

As at June 30, 2012

| ASSETS | Note | 2012 | 2011 |
|---|-------------|------------------------------|-------------------------|
| | | ----- (Rupees in '000) ----- | |
| NON-CURRENT ASSETS | | | |
| Fixed assets | | | |
| Property, plant and equipment | 5 | 1,296,736 | 290,337 |
| Intangible assets | 6 | - | 451 |
| | | <u>1,296,736</u> | <u>290,788</u> |
| Investment property | 7 | - | 13,176 |
| Long-term investment | 8 | 494 | 855 |
| Long-term loans | 9 | 2,120 | 3,993 |
| Long-term deposits | 10 | 46,668 | 6,740 |
| Deferred tax asset | 11 | 52,012 | - |
| | | <u>1,398,030</u> | <u>315,552</u> |
| CURRENT ASSETS | | | |
| Stores, spare parts and loose tools | 12 | 34,275 | 37,705 |
| Stock-in-trade | 13 | 796,422 | 626,914 |
| Trade debts | 14 | 126,616 | 151,312 |
| Loans and advances | 15 | 44,054 | 12,120 |
| Trade deposits and short-term prepayments | 16 | 21,529 | 13,455 |
| Accrued interest and other receivables | | 2,390 | 11,266 |
| Sales tax and excise duty - net | | 73,216 | 15,216 |
| Taxation - net | | 96,840 | 58,500 |
| Cash and bank balances | 17 | 4,676 | 4,741 |
| | | <u>1,200,018</u> | <u>931,229</u> |
| TOTAL ASSETS | | <u><u>2,598,048</u></u> | <u><u>1,246,781</u></u> |
| EQUITY AND LIABILITIES | | | |
| SHARE CAPITAL AND RESERVES | | | |
| Share capital | 18 | 107,640 | 107,640 |
| Reserves | 19 | 175,798 | 398,563 |
| | | <u>283,438</u> | <u>506,203</u> |
| SURPLUS ON REVALUATION OF FIXED ASSETS | 20 | 809,680 | - |
| NON-CURRENT LIABILITIES | | | |
| Deferred tax liability | 11 | - | 1,916 |
| CURRENT LIABILITIES | | | |
| Trade and other payables | 21 | 810,058 | 527,147 |
| Accrued mark-up | | 18,259 | 10,968 |
| Short-term borrowings | 22 | 676,613 | 200,547 |
| | | <u>1,504,930</u> | <u>738,662</u> |
| CONTINGENCIES AND COMMITMENTS | 23 | | |
| TOTAL EQUITY AND LIABILITIES | | <u><u>2,598,048</u></u> | <u><u>1,246,781</u></u> |

The annexed notes from 1 to 40 form an integral part of these financial statements.

Abu Talib H. K. Dada
Chairman

Sikander Dada
Chief Executive

Zahid Mahmood
Chief Financial Officer

PROFIT AND LOSS ACCOUNT

For the year ended June 30, 2012

| | Note | 2012 ----- (Rupees in '000) ----- | 2011 |
|--|------|--------------------------------------|-------------|
| Turnover - net | 24 | 2,469,834 | 2,086,451 |
| Cost of sales | 25 | (2,116,349) | (1,680,378) |
| Gross profit | | 353,485 | 406,073 |
| Distribution costs | 26 | (292,434) | (281,455) |
| Administrative expenses | 27 | (201,660) | (102,987) |
| Other operating expenses | 28 | (70,035) | (11,289) |
| Other operating income | 29 | 372,504 | 36,682 |
| Operating profit | | 161,860 | 47,024 |
| Finance costs | 30 | (68,887) | (57,348) |
| Share of (loss) / profit on investment in an associate | 8 | (361) | 775 |
| Profit / (loss) before taxation | | 92,612 | (9,549) |
| Taxation | 31 | 21,505 | (9,401) |
| Profit / (loss) for the year | | 114,117 | (18,950) |
| | | (Rupees) | |
| Earning / (loss) per share - Basic and diluted | 32 | 10.60 | (1.76) |

The annexed notes from 1 to 40 form an integral part of these financial statements.

Abu Talib H. K. Dada
Chairman

Sikander Dada
Chief Executive

Zahid Mahmood
Chief Financial Officer

STATEMENT OF COMPREHENSIVE INCOME

For the year ended June 30, 2012

| | 2012 | 2011 |
|--|------------------------------|------------------------|
| | ----- (Rupees in '000) ----- | |
| Profit / (loss) for the year | 114,117 | (18,950) |
| Other comprehensive income / (loss) for the year | | |
| Net movement in cash flow hedge | - | 256 |
| Income tax effect | - | (416) |
| | - | (160) |
| Reclassification adjustment for loss included in profit and loss account | - | 4,434 |
| | - | 4,274 |
| Total comprehensive income / (loss) for the year | <u>114,117</u> | <u>(14,676)</u> |

The annexed notes from 1 to 40 form an integral part of these financial statements.

Abu Talib H. K. Dada
Chairman

Sikander Dada
Chief Executive

Zahid Mahmood
Chief Financial Officer

CASH FLOW STATEMENT

For the year ended June 30, 2012

| | Note | 2012 ----- (Rupees in '000) ----- | 2011 |
|---|-------------|--------------------------------------|------------------|
| CASH FLOWS FROM OPERATING ACTIVITIES | | | |
| Cash flows (used in) / from operations | 36 | (54,974) | 220,227 |
| Income tax paid | | (70,764) | (38,110) |
| Long-term loans - net | | 1,873 | (224) |
| Long-term deposits - net | | (39,928) | (10) |
| Net cash flows (used in) / from operating activities | | (163,793) | 181,883 |
| CASH FLOWS FROM INVESTING ACTIVITIES | | | |
| Capital expenditure | 5.1 & 5.2.3 | (265,618) | (5,128) |
| Proceeds from disposal of property, plant and equipment | | | |
| - operating assets | 5.3 | 327,969 | 3,617 |
| - investment property | | 65,081 | - |
| - non-current assets held for sale | 29.1 | 235,000 | - |
| Interest received | | 4,157 | 2 |
| Net cash flows from / (used in) investing activities | | 366,589 | (1,509) |
| CASH FLOWS FROM FINANCING ACTIVITIES | | | |
| Long-term financing | | - | (60,000) |
| Short-term borrowings - net | | 476,066 | (87,509) |
| Interest / mark-up paid | | (61,599) | (58,109) |
| Payments for derivative financial instruments | | | |
| - cross currency swap | | - | (6,651) |
| Payments for cash flow hedge - interest rate swap | | - | (1,323) |
| Dividend paid | | (617,328) | (42) |
| Net cash flows used in financing activities | | (202,861) | (213,634) |
| Net decrease in cash and cash equivalents | | (65) | (33,260) |
| Cash and cash equivalents at the beginning of the year | | 4,741 | 38,001 |
| Cash and cash equivalents at the end of the year | 17 | 4,676 | 4,741 |

The annexed notes from 1 to 40 form an integral part of these financial statements.

Abu Talib H. K. Dada
Chairman

Sikander Dada
Chief Executive

Zahid Mahmood
Chief Financial Officer

STATEMENT OF CHANGES IN EQUITY

For the year ended June 30, 2012

| | Issued, Subscribed and Paid- up Capital | RESERVES | | | | Grand Total | |
|--|--|---|------------------|-------------------------------|----------|----------------|----------------|
| | | Capital reserves - share premium | REVENUE RESERVES | | Other | | Total |
| | | | General | Un- appropriated profit | | | |
| Balance as at June 30, 2010 | 107,640 | 5,655 | 395,000 | 16,858 | (4,274) | 413,239 | 520,879 |
| Transfer to general reserve for the year ended June 30, 2010 | - | - | 16,500 | (16,500) | - | - | - |
| Loss for the year | - | - | - | (18,950) | - | (18,950) | (18,950) |
| Other comprehensive income, net of tax | - | - | - | - | 4,274 | 4,274 | 4,274 |
| Total comprehensive loss for the year | - | - | - | (18,950) | 4,274 | (14,676) | (14,676) |
| Balance as at June 30, 2011 | 107,640 | 5,655 | 411,500 | (18,592) | - | 398,563 | 506,203 |
| Transfer from general reserve for the year ended June 30, 2011 | - | - | (411,500) | 411,500 | - | - | - |
| First interim dividend on ordinary shares @ 178% for the year ended June 30, 2012 | - | - | - | (191,599) | - | (191,599) | (191,599) |
| Second interim dividend on ordinary shares @ 405% for the year ended June 30, 2012 | - | - | - | (435,940) | - | (435,940) | (435,940) |
| Surplus on revaluation of fixed assets realized on account of incremental depreciation charged on related assets for the year | - | - | - | 10,039 | - | 10,039 | 10,039 |
| Surplus on revaluation of fixed assets realized on account of disposal of assets and incremental depreciation charged on related asset for the year | - | - | - | 280,618 | - | 280,618 | 280,618 |
| Profit for the year | - | - | - | 114,117 | - | 114,117 | 114,117 |
| Other comprehensive income for the year, net of tax | - | - | - | - | - | - | - |
| Total comprehensive income for the year | - | - | - | 114,117 | - | 114,117 | 114,117 |
| Balance as at June 30, 2012 | 107,640 | 5,655 | - | 170,143 | - | 175,798 | 283,438 |

The annexed notes from 1 to 40 form an integral part of these financial statements.

Abu Talib H. K. Dada
Chairman

Sikander Dada
Chief Executive

Zahid Mahmood
Chief Financial Officer

NOTES TO THE FINANCIAL STATEMENTS

For the year ended June 30, 2012

1. NATURE AND STATUS OF BUSINESS

Dadex Eternit Limited (the Company) is a limited liability company incorporated in Pakistan on April 13, 1959 as a public limited company under the Companies Ordinance, 1984 and is quoted on the Karachi Stock Exchange. The registered office of the Company is situated at Dadex House, 34-A/1, Block 6, P.E.C.H.S, Sharah-e-Faisal, Karachi. The Company has three factories situated at Karachi, Hyderabad and Sundar (Lahore). The principal business of the Company is to manufacture and the sale of construction material, which mainly includes piping systems and other allied products manufactured from chrysotile cement, rubber and plastics, merchandising of imported pipe fittings, accessories and other building products. The Company is also engaged in providing irrigation solutions for agriculture and landscaping.

During the year, the Company has become the subsidiary of Sikander (Private) Limited by virtue of 63.18 percent shareholding as of the balance sheet date.

2. STATEMENT OF COMPLIANCE

These financial statements have been prepared in accordance with approved accounting standards as applicable in Pakistan. Approved accounting standards comprise of such International Financial Reporting Standards (IFRSs) issued by the International Accounting Standards Board (IASB) as are notified under the Companies Ordinance, 1984, provisions of and directives issued under the Companies Ordinance, 1984. In case requirements differ, the provisions or directives of the Companies Ordinance, 1984 shall prevail.

3. BASIS OF PREPARATION

These financial statements have been prepared under the historical cost convention except for freehold land and leasehold land, that are stated at revalued amounts as referred to in notes 4.3.1, 4.3.4 and 5.1.1 to these financial statements.

4. SUMMARY OF SIGNIFICANT ACCOUNTING POLICIES

4.1 Standards, amendments and interpretations adopted during the year

The accounting policies adopted in the preparation of these financial statements are consistent with those of the previous financial year except as follows:

New and amended standards and interpretations

The Company has adopted the following new and amended IFRSs and IFRIC interpretations which became effective during the year:

IFRS 7 - Financial Instruments: Disclosures (Amendment)

IAS 24 - Related Party Disclosures (Revised)

IFRIC 14 - Prepayments of a Minimum Funding Requirement (Amendment)

NOTES TO THE FINANCIAL STATEMENTS

For the year ended June 30, 2012

In May 2010, International Accounting Standards Board (IASB) issued amendments to various standards primarily with a view to removing inconsistencies and clarifying wording. These improvements are listed below:

- IFRS 7 - Financial Instruments: Disclosures - Clarification of disclosures
- IAS 1 - Presentation of Financial Statements - Clarification of statement of changes in equity
- IAS 34 - Interim Financial Reporting - Significant events and transactions
- IFRIC 13 - Customer Loyalty Programmes - Fair value of award credits

The adoption of the above standards, amendments / improvements and interpretations did not have any material effect on the financial statements of the Company.

4.2 Significant accounting judgments, estimates and assumptions

The preparation of financial statements in conformity with approved accounting standards requires the use of certain critical accounting estimates. It also requires management to exercise its judgement in the process of applying the Company's accounting policies. Judgments, estimates and assumptions are continually evaluated and are based on historic experience and other factors, including expectations of future events that are believed to be reasonable under the circumstances. Revisions to accounting estimates are recognized in the period in which the estimate is revised and in any future periods affected.

In the process of applying the accounting policies, management has made the following judgments, estimates and assumptions which are significant to these financial statements:

- (a) determining the impairment, residual values, useful lives, valuation and pattern of flow of economic benefits of property, plant and equipment, intangible assets and investment property (notes 4.3, 4.4, 4.5, 5, 6 and 7);
- (b) provision against stores, spare parts and loose tools and stock-in-trade / adjustment of stores, spare parts and loose tools and stock-in-trade to their net realizable value (notes 4.8, 4.9, 12 and 13);
- (c) provision and impairment of financial assets (notes 4.6, 14, 15 and 16);
- (d) recognition of taxation and deferred tax (notes 4.19, 11 and 31); and
- (e) derivative financial instruments (notes 4.22).

Other areas where judgments, estimates and assumptions involved are disclosed in respective notes to these financial statements.

4.3 Property, plant and equipment

4.3.1 Owned

Property, plant and equipment are stated at cost less accumulated depreciation and accumulated impairment losses, if any, except for freehold land and leasehold land.

NOTES TO THE FINANCIAL STATEMENTS

For the year ended June 30, 2012

Freehold land and leasehold land are stated at revalued amounts, which are the fair value at the date of revaluation less accumulated depreciation and accumulated impairment losses, if any, recognised subsequent to the date of revaluation.

Depreciation is charged to profit and loss account using the straight-line method over their estimated useful lives at the rates disclosed in note 5.1 to these financial statements, whereby the cost of an asset less residual value is written-off over its estimated useful life. A full month's depreciation is charged for assets in the month of purchase and no depreciation is charged in the month of disposal.

An item of property, plant and equipment is derecognized upon disposal or when no future economic benefits are expected to arise from the continued use of the asset. Any gain or loss arising on de-recognition of the asset are calculated as the difference between the net disposal proceeds and the carrying amount of the item.

Gains and losses on disposal of assets are taken to profit and loss account in the year the asset are derecognised. When revalued assets are sold, the relevant remaining surplus is transferred directly by the Company to its profit and loss account.

Assets residual values, useful lives and method of depreciation are reviewed, and adjusted, if appropriate at each balance sheet date. An asset's carrying amount is written down immediately to its recoverable amount if the asset's carrying amount is greater than its estimated recoverable amount.

Valuations are performed frequently enough to ensure that the fair value of a revalued asset does not differ materially from its carrying amount at the balance sheet date. Accumulated depreciation at the date of the revaluation is eliminated against the gross carrying amount of the asset and the net amount restated to the revalued amount of the asset.

Maintenance and normal repairs are charged to profit and loss account as and when incurred. Major renewals and improvements, if any, are capitalized.

4.3.2 Capital work-in-progress

Capital work-in-progress is stated at cost less accumulated impairment losses, if any, and consists of expenditure incurred and advances made in respect of operating assets in the course of their acquisition, erection, construction and installation. The assets are transferred to relevant category of operating assets when they are available for use.

4.3.3 Assets subject to finance lease

Finance leases, which transfer to the Company substantially all the risks and benefits incidental to ownership of leased items are capitalized at the inception of lease. Assets subject to finance lease are stated at the lower of the present value of minimum lease payments under the lease agreements and their fair value. Depreciation is charged using the same basis and rates used for similar owned assets whereby the cost of assets less residual value is written off over their estimated useful lives. Income arising from sale and lease back transactions, if any, is deferred and is amortized equally over the lease period.

NOTES TO THE FINANCIAL STATEMENTS

For the year ended June 30, 2012

The outstanding obligations under the lease less finance charges allocated to future period are shown as a liability. Financial charges are calculated at the interest rate implicit in the lease and are charged to the profit and loss account.

4.3.4 Change in accounting policy

During the current year, the Company changed its accounting policy in respect of valuation of freehold land and leasehold land, that are freely transferrable, whereby, with effect from the current year, these are carried at the revalued amounts, being the fair value at the date of revaluation less subsequent accumulated depreciation and subsequent accumulated impairment losses, if any, instead of past policy of carrying the same at their cost less accumulated depreciation and accumulated impairment losses, if any.

The above change, made to provide a more accurate reflection of the carrying value of the assets of the Company, and has been accounted for in accordance with the IAS - 16 "Property, Plant and Equipment", as required under IAS - 8 "Accounting Policies, Changes in Accounting Estimate and Errors" requiring such a change to be applied prospectively, instead of applying the same retrospectively. Had there been no revaluation, the cost and written down value of revalued freehold land and leasehold land in the balance sheet would have been Rs. 270.737 million and Rs. 270.333 million and surplus on revaluation of fixed assets would have been lower by Rs.1,100.337 million.

4.4 Intangible assets

An intangible asset is recognized if it is probable that the future economic benefits that are attributable to the asset will flow to the enterprise and that the cost of such asset can also be measured reliably.

Generally, costs associated with developing or maintaining computer software programmes are recognized as an expense as incurred. However, costs that are directly associated with identifiable software and have probable economic benefit exceeding the cost beyond one year, are recognized as an intangible asset. Direct costs include the purchase cost of software and related overhead cost.

These are stated at cost less accumulated amortization and impairment, if any.

Amortization is charged to the profit and loss account using the straight-line method over their estimated useful lives at the rate disclosed in note 6 to these financial statements. A full month's amortization is charged for assets in the month of purchase and no amortization is charged in the month of disposal.

4.5 Investment property

These are assets held for capital appreciation and for rental earnings and are measured under the cost model. These are stated at cost less accumulated depreciation and accumulated impairment losses, if any.

NOTES TO THE FINANCIAL STATEMENTS

For the year ended June 30, 2012

Investment property is derecognized when either they have been disposed of or when the investment property is permanently withdrawn from use and no future economic benefit is expected from its disposal. The difference between the net disposals and carrying amount of the asset is recognized in the profit and loss account in the period of derecognition.

Transfers are made to or from the investment property only when there is a change in use. If owner occupied property becomes an investment property, the Company accounts for such property in accordance with the policy stated under property, plant and equipment up to the date of change in use.

Depreciation is charged to the profit and loss account using the straight-line method over their estimated useful lives at the rates disclosed in note 7 to these financial statements, whereby the cost of an asset less residual value is written-off over its estimated useful life. A full month's depreciation is charged for assets in the month of purchase and no depreciation is charged in the month of disposal.

Maintenance and normal repairs are charged to profit and loss account as and when incurred. Major renewals and improvements, if any, are capitalized.

4.6 Impairment

The carrying amounts of the Company's assets are reviewed at each balance sheet date to identify circumstances indicating occurrence of impairment loss or reversal of previous impairment losses. If any such indication exists, the recoverable amounts are estimated and impairment losses or reversal of impairment losses are recognized in the profit and loss account. Reversal of impairment loss is restricted to the original cost of the asset.

4.7 Investments

4.7.1 Investment in an associate

The Company's investment in its associate is accounted for using the equity method of accounting. An associate is an entity in which the Company has significant influence and which is neither a subsidiary nor a joint venture.

Under the equity method, the investment in the associate is carried in the balance sheet at cost plus post acquisition changes in the Company's share of net assets of the associate. Goodwill relating to the associate is included in the carrying amount of the investment and is not amortized. The profit and loss account reflects the share of the results of operations of the associate. Where there has been a change recognized directly in the equity of the associate, the Company recognizes its share of any changes and discloses this, when applicable, in the statement of changes in equity. Profits and losses resulting from transactions between the Company and the associate are eliminated to the extent of the interest in the associate. The Company recognises the share of loss in an associate to the extent of carrying value of its investment in an associate.

The financial statements of the associate are prepared for the same reporting period as the parent company. Where necessary, adjustments are made to bring the accounting policies in line with those of the Company.

NOTES TO THE FINANCIAL STATEMENTS

For the year ended June 30, 2012

4.7.2 Held-to-maturity

Held-to-maturity investments are non-derivative financial assets which carry fixed or determinable payments and fixed maturities and which the Company has positive intention and ability to hold till maturity. After initial measurement held to maturity investments are measured at amortized cost. This cost is computed as the amount initially recognized minus principal repayments, plus or minus the cumulative amortization using the effective interest method of any difference between the initially recognized amount and the maturity amount, less allowance for repayment. This calculation includes all the fees and points paid or received between parties to the contract that are an integral part of the effective interest rate, transactions cost and all other premiums and discounts. Gains and losses are recognized in the profit and loss account when the investments are derecognized or impaired, as well as through the amortization process.

4.8 Stores, spare parts and loose tools

These are valued at the lower of cost and net realizable value. Cost is determined on the weighted average cost less provision for obsolete and slow moving items except for items in transit which are stated at invoice values plus other charges incurred thereon.

Net realizable value is the estimated selling price in the ordinary course of business less the estimated cost necessary to make the sale which is generally equivalent to the estimated replacement cost.

The Company reviews the carrying amount of stores, spare parts and loose tools on an annual basis and provision is made for obsolescence where necessary and is recognised as such in the profit and loss account.

4.9 Stock-in-trade

4.9.1 Raw materials

Raw materials are valued at the lower of weighted average cost and net realizable value except for items in transit which are valued at cost comprising invoice values plus other charges incurred thereon.

4.9.2 Work-in-process

Work-in-process is valued at average cost comprising prime cost and an appropriate portion of manufacturing overheads.

4.9.3 Finished goods

Finished goods are valued at the lower of weighted average cost and net realizable value. Cost in the case of manufactured finished goods includes prime cost and an appropriate portion of manufacturing overheads. Items in transit are valued at cost comprising invoice values plus other charges incurred thereon.

Net realizable value signifies the estimated selling price in the ordinary course of business less estimated cost of completion and estimated costs necessarily to be incurred to make the sale.

NOTES TO THE FINANCIAL STATEMENTS

For the year ended June 30, 2012

4.10 Trade debts and other receivables

Trade debts and other receivables are carried at original invoice amount less an estimate made for doubtful receivables based on the review of outstanding amounts at the year end. Balances considered bad and irrecoverable are written off when identified.

4.11 Cash and cash equivalents

For the purposes of cash flow statement, cash and cash equivalents comprises cash in hand, bank balances, short - term highly liquid investments that are readily convertible to known amounts of cash and which are subject to insignificant risk of changes in value and bank overdraft, if any.

4.12 Non-current assets held for sale

Non-current assets classified as held for sale are measured at the lower of their carrying amount and fair value less costs to sell. Non-current assets are classified as for held for sale if their carrying amounts will be recovered principally through a sale transaction rather than through continuing use. This condition is regarded as met only when the sale is highly probable and the asset is available for immediate sale in its present condition. Management must be committed to the sale, which should be expected to qualify for recognition as a completed sale within one year from the date of classification. Property, plant and equipment and intangible assets once classified as held for sale are not depreciated or amortised.

4.13 Surplus on revaluation of fixed assets

The surplus arising on revaluation of fixed assets is credited to the "Surplus on Revaluation of Fixed Assets Account" shown below equity in the balance sheet in accordance with the requirements of section 235 of the Companies Ordinance 1984. The said section was amended through the Companies (Amendment) Ordinance, 2002 and accordingly the Company has adopted the following accounting treatment of depreciation on revalued assets, keeping in view the Securities and Exchange Commission of Pakistan's (SECP) SRO 45(1)/2003 dated January 13, 2003:

- depreciation on assets which are revalued is determined with reference to the value assigned to such assets on revaluation and depreciation charge for the year is taken to the profit and loss account; and
- an amount equal to incremental depreciation for the year net of deferred taxation is transferred from "Surplus on Revaluation of Fixed Assets account" to accumulated profit through Statement of Changes in Equity to record realization of surplus to the extent of the incremental depreciation charge for the year.

4.14 Operating leases / Ijarah contracts

Leases, where a significant portion of the risks and rewards of ownership are retained by the lessor, are classified as operating lease. Payments made under operating leases (net of any incentives received from the lessor) / ijarah agreements are charged to the profit and loss account on a straight line basis over the lease / ijarah term.

NOTES TO THE FINANCIAL STATEMENTS

For the year ended June 30, 2012

4.15 Provisions

Provisions are recognized when:

- a) the Company has a present obligation (legal or constructive) as a result of past events;
- b) it is probable that an outflow of resources will be required to settle the obligation; and
- c) a reliable estimate of the amount can be made.

Provisions are reviewed at each balance sheet date and adjusted to reflect the current best estimate.

4.16 Revenue recognition

Revenue is recognized to the extent that it is probable that the economic benefits will flow to the Company and the revenue can be reliably measured. Revenue is measured at fair value of the consideration received, excluding discounts, rebates, and sales tax or duty. The Company assesses its revenue arrangements against specific criteria in order to determine if it is acting as a principal or an agent. The Company has concluded that it is acting as a principal in all its revenue arrangements. The following are the specific recognition criteria that must be met before revenue is recognized:

- a) Revenue from sale of goods is recognized when significant risk and rewards of ownership of goods have passed to the buyers, usually on delivery of goods.
- b) Service income is recognized when related services are rendered. In such case, revenue is recognized by reference to the stage of completion of a transaction as of the balance sheet date to the extent of cost incurred and, accordingly adjusting the same against other receivables / advances from customers.
- c) Sales of scrap goods are recorded net of cost on receipt basis.
- d) Interest income is recorded using effective interest rate.
- e) Rental income is recorded on accrual basis.
- f) Dividend income is recognized when the right to receive the dividend is established.

4.17 Retirement benefits

The Company operates an approved contributory provident fund for all permanent employees for which the employer's contribution is charged to the profit and loss account for the year.

4.18 Compensated absences

The Company provides for its estimated liability towards leaves accumulated by employees on an accrual basis using current salary levels.

NOTES TO THE FINANCIAL STATEMENTS

For the year ended June 30, 2012

4.19 Taxation

Current

Provision for taxation is computed on taxable income at the current rates of taxation or based on turnover at the specified rates, whichever is higher, after taking into account tax credits and rebates available, if any, in accordance with the provision of the Income Tax Ordinance, 2001. It also includes any adjustment to tax payable in respect of prior years. However, for income covered under final tax regime, taxation is based on applicable tax rates under such regime.

Deferred

Deferred tax is provided in full using the liability method on all temporary differences arising at the balance sheet date between the tax base of assets and liabilities and their carrying amount for financial reporting purposes.

Deferred tax liabilities are recognized for all taxable temporary differences, while deferred tax assets are recognized for all deductible temporary differences, carry-forward of unused tax assets and unused tax losses, to the extent that it is probable that taxable profit will be available against which the deductible temporary differences, carry-forward of unused tax assets and unused tax losses can be recognized.

The carrying amount of deferred tax asset is reviewed at each balance sheet date and reduced to the extent that it is no longer probable that sufficient taxable profits will be available to allow all or part of the deferred tax asset to be recognized. Unrecognized deferred income tax assets are reassessed at each balance sheet date and are recognized to the extent that it has become probable that future taxable profit will allow deferred tax asset to be recovered.

Deferred tax assets and liabilities are measured at the tax rates that are expected to apply to the periods when the asset is recognized or the liability is settled based on the tax rates (and tax laws) that have been enacted or substantively enacted at the balance sheet date. In this regard, the effects on deferred taxation of the portion of income expected to be subject to final tax regime is adjusted in accordance with the requirement of Accounting Technical Release - 27 of the Institute of Chartered Accountants of Pakistan. Deferred tax is charged or credited to profit and loss account.

4.20 Foreign currency translation

The financial statements are presented in Pakistani Rupee, which is the Company's functional and presentation currency. Foreign currency transactions during the year are translated at the exchange rates ruling on the date of the transaction. Monetary assets and liabilities denominated in foreign currencies are retranslated at the rates of exchange ruling at the balance sheet date. Any resulting gain or loss arising from changes in exchange rates is taken to the profit and loss account. Non-monetary items that are measured in terms of historical cost in a foreign currency are translated using the exchange rates as at the dates of the initial transactions.

NOTES TO THE FINANCIAL STATEMENTS

For the year ended June 30, 2012

4.21 Financial instruments

All the financial assets and financial liabilities are recognized at the time when the Company becomes a party to the contractual provisions of the instrument. All financial assets are derecognised at the time when the Company loses control of the contractual rights that comprise the financial assets. All financial liabilities are derecognised at the time when they are extinguished that is, when the obligation specified in the contract is discharged, cancelled or expired. Any gain or losses on derecognition of financial assets and financial liabilities are taken to the profit and loss account.

4.22 Derivative financial instruments

The Company uses derivative financial instruments such as cross currency swaps and interest rate swaps to hedge its foreign market risks and interest rate risks respectively. Such derivative financial instruments are initially recognized at fair value on the date on which a derivative contract is entered into and are subsequently remeasured at fair value. Derivatives are carried as assets when the fair value is positive and as liabilities when the fair value is negative.

Derivatives that do not qualify for hedge accounting are recognized in the balance sheet at fair value with corresponding effect to profit and loss account.

The fair values of the cross currency swap and interest rate swap represent the discounted value of the future cash flows estimates based on relevant economic assumptions for the period till the maturity of the swap contracts.

The fair value of the forward currency contracts is calculated with reference to current forward exchange rates for contracts with similar maturity terms.

At the inception of a hedge relationship, the Company formally designates and documents the hedge relationship to which the Company wishes to apply hedge accounting and the risk management objective and strategy for undertaking the hedge. The documentation includes identification of the hedging instrument, the hedged item or transaction, the nature of the risk being hedged and how the Company will assess the hedging instrument's effectiveness in offsetting the exposure to changes in the hedged item's fair value or cash flows attributable to the hedge risk. Such hedges are expected to be highly effective in achieving offsetting changes in fair values or cash flows and are assessed on an ongoing basis to determine that they actually have been highly effective throughout the financial reporting periods for which they were designated.

Cash flow hedges

Cash flow hedges are when hedging exposure to variability in cash flows that is either attributable to a particular risk associated with a recognized asset or liability or a highly probable forecast transaction or the foreign currency risk in an unrecognized firm commitment.

The effective portion of changes in the fair value of derivatives that are designated and qualify as cash flow hedges is recognized in other comprehensive income. The gain or loss relating to the ineffective portion is recognized immediately in the profit and loss account.

On an ongoing basis, the Company assesses whether each derivative continues to be highly effective in offsetting changes in the cash flows of hedged items. If and when a derivative is no longer expected to be highly effective, hedge accounting is discontinued.

NOTES TO THE FINANCIAL STATEMENTS

For the year ended June 30, 2012

When a hedging instrument expires or is sold, or when a hedge no longer meets the criteria for hedge accounting, any cumulative gain or loss existing in other comprehensive income at that time remains in other comprehensive income and is recognized when the forecast transaction is ultimately recognized in the profit and loss account. When a forecast transaction is no longer expected to occur, the cumulative gain or loss that was reported in equity is immediately transferred to the profit and loss account. Movements on the hedging reserve are shown in other comprehensive income.

Derivative instruments that are designated as, and are effective hedging instruments, are classified consistent with the classification of the underlying hedged item. The derivative instrument is separated into a current portion and non-current portion only if a reliable allocation can be made.

4.23 Offsetting of financial assets and financial liabilities

A financial asset and financial liability is offset and the net amount is reported in the balance sheet, if the Company has a legally enforceable right to set-off the transactions and also intends either to settle on a net basis or to realize the asset and settle the liability simultaneously.

4.24 Borrowing costs

Borrowing and other related costs directly attributable to the acquisition, construction or production of qualifying assets, which are assets that necessarily take a substantial period of time to get ready for their intended use, are added to the cost of those assets, until such time as the assets are substantially ready for their intended use. All other borrowing costs are recognized as an expense in the period in which they are incurred.

4.25 Dividend and appropriation to reserves

Dividend and appropriation to reserves are recognized in the financial statements in the period in which these are approved.

4.26 Segment reporting

Operating segments are reported in a manner consistent with the internal reporting provided to the Chief Operating Decision Maker. Management monitors the operating results of its business units separately for the purpose of making decisions about resource allocation and performance assessments.

Segment results, assets and liabilities include items directly attributable to a segment as well as those allocated on a reasonable basis. Unallocated items mainly comprise investment and related income, loans and borrowings and related expenses, corporate assets and income tax assets and liabilities.

Segment capital expenditure is the total cost incurred during the year to acquire property, plant and equipment and intangible assets.

4.27 Standards, interpretations and amendments to approved accounting standards that are not yet effective

The following revised standards, amendments and interpretations with respect to the approved accounting standards as applicable in Pakistan would be effective from the dates mentioned below against the respective standards or interpretations:

NOTES TO THE FINANCIAL STATEMENTS

For the year ended June 30, 2012

| Standard or Interpretation | | Effective date (annual periods beginning on or after) |
|----------------------------|---|---|
| IFRS 7 | Financial Instruments : Disclosures (Amendments) Amendments enhancing disclosures about transfers of financial assets | January 01, 2013 |
| IAS 1 | Presentation of Financial Statements - Presentation of items of comprehensive income | July 01, 2012 |
| IAS 12 | Income Tax (Amendment) - Deferred Taxes : Recovery of Underlying Assets | January 01, 2012 |
| IAS 19 | Employee Benefits (Amendment) | January 01, 2013 |
| IAS 32 | Offsetting Financial Assets and Financial Liabilities (Amendment) | January 01, 2014 |
| IFRIC 20 | Stripping Costs in the Production Phase of a Surface Mine | January 01, 2014 |

The Company expects that the adoption of the above revisions, amendments and interpretations of the standards will not have any material impact on the Company's financial statements in the period of initial application.

In addition to the above, the following new standards have been issued by IASB which are yet to be notified by the Securities and Exchange Commission of Pakistan (SECP) for the purpose of applicability in Pakistan.

| Standard | IASB Effective date (annual periods beginning on or after) | |
|----------|--|------------------|
| IFRS 9 | Financial Instruments | January 01, 2015 |
| IFRS 10 | Consolidated Financial Statements | January 01, 2013 |
| IFRS 11 | Joint Arrangements | January 01, 2013 |
| IFRS 12 | Disclosure of Interests in Other Entities | January 01, 2013 |
| IFRS 13 | Fair Value Measurement | January 01, 2013 |

| | Note | 2012 ----- (Rupees in '000) ----- | 2011 ----- (Rupees in '000) ----- |
|---|------|--------------------------------------|--------------------------------------|
| 5. PROPERTY, PLANT AND EQUIPMENT | | | |
| Operating assets - owned | 5.1 | 1,291,077 | 282,668 |
| Capital work-in-progress | 5.2 | 5,659 | 7,669 |
| | | <u>1,296,736</u> | <u>290,337</u> |

NOTES TO THE FINANCIAL STATEMENTS

For the year ended June 30, 2012

5.1 Operating assets

| | COST / REVALUED AMOUNT | | | ACCUMULATED DEPRECIATION | | | WRITTEN DOWN VALUE | Depreciation rate per annum % |
|---|------------------------|---|---------------------|--------------------------|---|---------------------|---------------------|-------------------------------|
| | As at July 01, 2011 | Additions/ (disposals)/ transfers/ **revaluation/ *(adjustment) | As at June 30, 2012 | As at July 01, 2011 | For the year / (on disposals)/ (on transfers)/ *(adjustment) (note 5.1.2) | As at June 30, 2012 | As at June 30, 2012 | |
| ----- (Rupees in '000') ----- | | | | | | | | |
| Freehold land (note 5.1.1) | 25,211 | 245,400 **37,245 *** (705) | 307,151 | - | - | - | 307,151 | - |
| Leasehold land (note 5.1.1) | 3,596 | **1,063,092 (286,195) *(1,626) | 778,867 | 1,626 | 10,084 (4,022) *(1,626) | 6,062 | 772,805 | 1-2.5 |
| Factory buildings on freehold and leasehold land (note 5.1.3) | 187,141 | - | 187,141 | 91,629 | 15,403 | 107,032 | 80,109 | 10 |
| Buildings on freehold land other than factory | 3,712 | 1,616 *** (3,712) | 1,616 | 2,160 | 129 *** (2,213) | 76 | 1,540 | 5 |
| Buildings on leasehold land other than factory | 44,699 | (24,299) *225 **** (7,422) | 13,203 | 27,670 | 1,478 (14,830) **** (4,227) | 10,091 | 3,112 | 5 |
| Plant and machinery (note 5.1.4) | 757,983 | 6,405 (51,611) *12,706 | 725,483 | 641,047 | 24,881 (50,395) | 615,533 | 109,950 | 10 |
| Furniture and fittings | 10,050 | *34 | 10,084 | 6,383 | 753 | 7,136 | 2,948 | 10 |
| Vehicles and transportation equipment | 47,744 | 602 (2,151) | 46,195 | 35,362 | 6,167 (1,962) | 39,567 | 6,628 | 20 |
| Office and factory equipment | 33,025 | *244 (112) | 33,157 | 24,616 | 1,763 (56) | 26,323 | 6,834 | 10-33.3 |
| 2012 | 1,113,161 | 254,023 (364,368) *13,209 **1,100,337 *** (4,417) **** (7,422) * (1,626) | 2,102,897 | 830,493 | 60,658 (71,265) *** (2,213) **** (4,227) * (1,626) | 811,820 | 1,291,077 | |

* Represents transfers from capital work-in-progress.

*** Represents transfers from owned assets to non-current assets held for sale (note 29.1).

**** Represents transfers from owned assets to investment property sale (note 7).

*() Represents reversal of cost and accumulated depreciation at the time of revaluation.

NOTES TO THE FINANCIAL STATEMENTS

For the year ended June 30, 2012

| | COST | | ACCUMULATED DEPRECIATION | | | WRITTEN DOWN VALUE | Depreciation rate per annum % | |
|---|-------------------------------|-------------------------------------|--------------------------|---------------------|---|---------------------|-------------------------------|---------|
| | As at July 01, 2010 | Additions/ (disposals)/ transfers | As at June 30, 2011 | As at July 01, 2010 | For the year / (on disposals)/ (note 5.1.2) | As at June 30, 2011 | | |
| | ----- (Rupees in '000') ----- | | | | | | | |
| Freehold land | 25,211 | - | 25,211 | - | - | - | 25,211 | - |
| Leasehold land | 3,596 | - | 3,596 | 1,576 | 50 | 1,626 | 1,970 | 1-2.5 |
| Factory buildings on freehold and leasehold land (note 5.1.3) | 186,047 | 668 *426 | 187,141 | 75,962 | 15,667 | 91,629 | 95,512 | 10 |
| Buildings on freehold land other than factory | 3,712 | - | 3,712 | 1,944 | 216 | 2,160 | 1,552 | 5 |
| Buildings on leasehold land other than factory | 44,699 | - | 44,699 | 25,763 | 1,907 | 27,670 | 17,029 | 5 |
| Plant and machinery (note 5.1.4) | 756,315 | 493 *1,175 | 757,983 | 609,977 | 31,070 | 641,047 | 116,936 | 10 |
| Furniture and fittings | 9,885 | 65 *100 | 10,050 | 5,609 | 774 | 6,383 | 3,667 | 10 |
| Vehicles and transportation equipment | 53,077 | (5,333) | 47,744 | 33,411 | 7,075 (5,124) | 35,362 | 12,382 | 20 |
| Office and factory equipment | 31,405 | 104 (81) *1,597 | 33,025 | 21,951 | 2,688 (23) | 24,616 | 8,409 | 10-33.3 |
| 2011 | 1,113,947 | 1,330 (5,414) *3,298 | 1,113,161 | 776,193 | 59,447 (5,147) | 830,493 | 282,668 | |

* Represents transfers from capital work-in-progress.

5.1.1 Freehold land and leasehold land

These represent freehold land and leasehold land owned by the Company which are freely transferrable. During the current year, the Company caused to carry out a revaluation exercise by an independent valuer, Iqbal A Nanjee & Co. (Pvt) Limited on January 23, 2012 and K.G. Traders (Private) Limited on February 13, 2012. The revaluation has resulted in surplus on freehold land and leasehold land of Rs.37.245 million and Rs.1,063.092 million over their cost of Rs.24.506 million and Rs.3.596 million and written down value of Rs.24.506 million and Rs.1.970 million, respectively.

Had there been no revaluation, the cost and written down value of revalued freehold land and leasehold land in the balance sheet would have been Rs.270.737 million and Rs.270.333 million and surplus on revaluation of fixed assets would have been lower by Rs.1,100.337 million.

The fair values were determined with reference to market based evidence, based on active market prices and relevant enquiries and information as considered necessary, adjusted for any difference in nature, location or condition of the specific property.

NOTES TO THE FINANCIAL STATEMENTS

For the year ended June 30, 2012

| | Note | 2012 ----- (Rupees in '000) ----- | 2011 |
|---|------|--------------------------------------|---------------|
| 5.1.2 The depreciation charge for the year has been allocated as follows: | | | |
| Cost of sales | 25 | 49,207 | 48,605 |
| Distribution costs | 26 | 4,848 | 5,329 |
| Administrative expenses | 27 | 6,603 | 5,513 |
| | | <u>60,658</u> | <u>59,447</u> |

5.1.3 Represents cost of Rs.131.630 million (2011: Rs.131.630 million) and Rs.55.511 million (2011: Rs.55.511 million) and written down value of Rs.73.732 million (2011: Rs.87.134 million) and Rs.6.377 million (2011: Rs.8.388 million) of factory buildings on freehold and leasehold land respectively.

5.1.4 Plant and machinery includes items such as fusion machine and related equipments having written down value of Rs.0.089 million (2011: Rs.0.179 million) which are in possession of customers for use on a temporary basis.

5.1.5 The cost of fully depreciated assets as at June 30, 2012 is Rs.508.212 million (2011: Rs.517.222 million).

| 5.2 Capital work-in-progress | Note | 2012 ----- (Rupees in '000) ----- | 2011 |
|--|-------|--------------------------------------|--------------|
| Plant and machinery - Green House Farming System | | 13,979 | 13,979 |
| Impairment loss on plant and machinery | 5.2.1 | (8,609) | (8,213) |
| | | <u>5,370</u> | <u>5,766</u> |
| Advance against purchase of operating assets | 5.2.3 | 289 | 1,903 |
| | | <u>5,659</u> | <u>7,669</u> |

5.2.1 Impairment loss on plant and machinery

| | | | |
|---------------------|-------|--------------|--------------|
| Opening balance | | 8,213 | 7,387 |
| Charge for the year | 28 | 396 | 826 |
| Closing balance | 5.2.2 | <u>8,609</u> | <u>8,213</u> |

5.2.2 Impairment loss has been recognised on the abovementioned plant and machinery which has been determined using fair value (re-export value) as per the valuation by an independent valuer and part of the cost of services, i.e. agronomic support, the labor and logistics, which remained un-availed by the Company as of the balance sheet date and the supplier of abovementioned plant and machinery has committed to provide the aforesaid services to the Company or any of its customers.

5.2.3 During the year, additions of Rs.11.595 million (2011: Rs.4.514 million) were made to capital work-in-progress which majorly relates to plant and machinery, and assets of Rs.13.209 million (2011: Rs.3.298 million) were transferred to operating assets (see note 5.1).

NOTES TO THE FINANCIAL STATEMENTS

For the year ended June 30, 2012

5.3 The following operating assets were disposed off during the year:

| | Cost | Accumulated depreciation | Written down value | Sale proceeds / Insurance claim | Gain / (loss) | Mode of disposal | Particulars of buyer |
|--|----------------|--------------------------|--------------------|---------------------------------|---------------|-------------------------------|---|
| ----- (Rupees in '000') ----- | | | | | | | |
| Leasehold land | | | | | | | |
| Head office | 286,195 | 4,022 | 282,173 | 282,173 | - | Ijarah with UBL | United Bank Limited (UBL) |
| Building on leasehold land other than factory | | | | | | | |
| Head office building | 24,299 | 14,830 | 9,469 | 42,000 | 32,531 | Ijarah with UBL | United Bank Limited |
| Plant & machinery | | | | | | | |
| Head office items | 49,588 | 49,420 | 168 | 747 | 579 | Ijarah with UBL | United Bank Limited |
| Moulds for logard | 2,023 | 975 | 1,048 | 2,042 | 994 | Negotiation | Les Tuyaux Logard Inc. |
| Vehicles and transportation equipment | | | | | | | |
| Honda City Sdi (No. ARA-695) | 946 | 757 | 189 | 825 | 636 | Insurance Claim | Jubilee Insurance General Company Limited |
| Toyota Corolla SE Saloon (No. AFP-275) | 1,205 | 1,205 | - | 125 | 125 | As per Company's policy | Mr. Tariq Ali Jaferry, Ex-employee |
| Office and factory equipment | | | | | | | |
| Assets disposed off having book value less than Rs. 50,000 | 112 | 56 | 56 | 57 | 1 | Negotiation / Insurance Claim | Ex-Employee / Jubilee Insurance General Company Limited |
| 2012 | <u>364,368</u> | <u>71,265</u> | <u>293,103</u> | <u>327,969</u> | <u>34,866</u> | | |
| 2011 | <u>5,414</u> | <u>5,147</u> | <u>267</u> | <u>3,617</u> | <u>3,350</u> | | |

6. INTANGIBLE ASSETS

| | COST | | ACCUMULATED AMORTIZATION | | | WRITTEN DOWN VALUE | Amortization rate % |
|-------------------------------|---------------------|----------|--------------------------|---------------------|-------------------------|---------------------|---------------------|
| | As at July 01, 2011 | Addition | As at June 30, 2012 | As at July 01, 2011 | For the year (note 6.1) | As at June 30, 2012 | |
| ----- (Rupees in '000') ----- | | | | | | | |
| SAP Software and Licenses | 20,700 | - | 20,700 | 20,249 | 451 | 20,700 | 33.33 |
| 2012 | <u>20,700</u> | <u>-</u> | <u>20,700</u> | <u>20,249</u> | <u>451</u> | <u>20,700</u> | <u>-</u> |
| | COST | | ACCUMULATED AMORTIZATION | | | WRITTEN DOWN VALUE | Amortization rate % |
| | As at July 01, 2010 | Addition | As at June 30, 2011 | As at July 01, 2010 | For the year (note 6.1) | As at June 30, 2011 | |
| ----- (Rupees in '000') ----- | | | | | | | |
| SAP Software and Licenses | 20,700 | - | 20,700 | 15,047 | 5,202 | 20,249 | 33.33 |
| 2011 | <u>20,700</u> | <u>-</u> | <u>20,700</u> | <u>15,047</u> | <u>5,202</u> | <u>20,249</u> | <u>451</u> |

6.1 The amortization charge for the year has been allocated to administrative expenses (note 27).

NOTES TO THE FINANCIAL STATEMENTS

For the year ended June 30, 2012

7. INVESTMENT PROPERTY

| | COST | | | ACCUMULATED DEPRECIATION | | | WRITTEN DOWN VALUE | Depreciation rate per annum % |
|---------------------|-------------------------------|---|---------------------|--------------------------|--|---------------------|---------------------|-------------------------------|
| | As at July 01, 2011 | Addition/*transfer/ (on disposals) (note 7.1) | As at June 30, 2012 | As at July 01, 2011 | For the year/*on transfer/ (on disposals) (note 7.2) | As at June 30, 2012 | As at June 30, 2012 | |
| | ----- (Rupees in '000') ----- | | | | | | | |
| Investment property | 30,308 | *7,422 (37,730) | - | 17,132 | 1,698 *4,227 (23,057) | - | - | 5 |
| 2012 | 30,308 | *7,422 (37,730) | - | 17,132 | 1,698 *4,227 (23,057) | - | - | |

| | COST | | | ACCUMULATED DEPRECIATION | | | WRITTEN DOWN VALUE | Depreciation rate per annum % |
|---------------------|-------------------------------|----------|---------------------|--------------------------|--------------------------|---------------------|---------------------|-------------------------------|
| | As at July 01, 2010 | Addition | As at June 30, 2011 | As at July 01, 2010 | For the year/ (note 7.2) | As at June 30, 2011 | As at June 30, 2011 | |
| | ----- (Rupees in '000') ----- | | | | | | | |
| Investment property | 30,308 | - | 30,308 | 15,617 | 1,515 | 17,132 | 13,176 | 5 |
| 2011 | 30,308 | - | 30,308 | 15,617 | 1,515 | 17,132 | 13,176 | |

7.1 During the year, the Company has entered into an Ijarah transaction in respect of leasehold land and building thereon and plant and machinery of Head Office under a sale and ijarah agreements dated June 15, 2012 to United Bank Limited at a total consideration of Rs.390 million (notes 23.2.2 and 29).

7.2 The depreciation charge for the year has been allocated to administrative expenses (note 27).

NOTES TO THE FINANCIAL STATEMENTS

For the year ended June 30, 2012

| | Note | 2012 ----- (Rupees in '000') ----- | 2011 ----- (Rupees in '000') ----- |
|---|------|---------------------------------------|---------------------------------------|
| 8. LONG-TERM INVESTMENT - Equity method | | | |
| Movement of investment in an associate | | | |
| Balance at beginning of the year | | 855 | 80 |
| Share of (loss) / profit - current year | 8.1 | (361) | 1,375 |
| Adjustment for last year's loss based on audited financial statements | | - | (600) |
| | | (361) | 775 |
| Balance at end of the year | | <u>494</u> | <u>855</u> |

- 8.1 The Company has 48.04 percent (2011: 48.04 percent) shareholding [i.e. 625,000 (2011: 625,000) ordinary shares of Rs.10/- each] in Berdex Construction Chemicals (Private) Limited (Berdex). Berdex is engaged in the marketing and distribution of construction chemicals in Pakistan.

Based on the un-audited financial statements of Berdex for year ended June 30, 2012, Berdex has reported a loss of Rs.0.753 million and accumulated losses of Rs.11.983 million (2011: incurred profit of Rs.2.862 million and accumulated losses of Rs.11.230 million based on audited financial statements).

- 8.2 The summarized financial information of the associate of the Company, based on the un-audited financial statements for the year ended June 30, 2012 is as follows:

| | 2012 ----- (Rupees in '000') ----- (Unaudited) | 2011 ----- (Rupees in '000') ----- (Audited) |
|---------------------------|--|--|
| Total Assets | <u>11,257</u> | <u>20,418</u> |
| Total Liabilities | <u>10,229</u> | <u>18,637</u> |
| Revenue | <u>1,629</u> | <u>26,470</u> |
| (Loss) / profit after tax | <u>(753)</u> | <u>2,862</u> |

| | Note | 2012 ----- (Rupees in '000') ----- | 2011 ----- (Rupees in '000') ----- |
|--|------|---------------------------------------|---------------------------------------|
| 9. LONG-TERM LOANS - secured, considered good | | | |
| Executives | 9.1 | - | 52 |
| Employees | | <u>2,714</u> | <u>4,984</u> |
| | 9.2 | <u>2,714</u> | <u>5,036</u> |
| Current portion | 15 | <u>(594)</u> | <u>(1,043)</u> |
| | | <u>2,120</u> | <u>3,993</u> |

NOTES TO THE FINANCIAL STATEMENTS

For the year ended June 30, 2012

| | Note | 2012 ----- (Rupees in '000') ----- | 2011 ----- (Rupees in '000') ----- |
|---|-------------|--|--|
| 9.1 Reconciliation of carrying amount of loans to executives | | | |
| Balance at beginning of the year | | 52 | 177 |
| Disbursements | | - | 135 |
| Repayments | | <u>(52)</u> | <u>(260)</u> |
| Balance at end of the year | | <u>-</u> | <u>52</u> |

9.2 This represents interest free loans given for purchase of vehicles. These loans are repayable over periods ranging between four months to five years. All loans are granted in accordance with the terms of the employment and are secured by way of registration of vehicles purchased in the name of the Company.

9.3 The maximum aggregate amount of loans due from the executives at the end of any month during the year was Rs.0.052 million (2011: Rs.0.166 million).

| 10. LONG-TERM DEPOSITS | Note | 2012 ----- (Rupees in '000') ----- | 2011 ----- (Rupees in '000') ----- |
|-------------------------------|-------------|--|--|
| Deposits against: | | | |
| - services and supplies | 10.1 & 10.2 | 6,668 | 6,740 |
| - ijarah agreements | 23.2.2 | <u>40,000</u> | <u>-</u> |
| | | <u>46,668</u> | <u>6,740</u> |

10.1 These are non-interest bearing and generally on a term of more than a year.

10.2 This includes deposit with Sikander (Private) Limited - holding company, amounting to Rs.0.100 million (2011: Rs.0.100 million).

| 11. DEFERRED TAX ASSET / (LIABILITY) | Note | 2012 ----- (Rupees in '000') ----- | 2011 ----- (Rupees in '000') ----- |
|--|-------------|--|--|
| Deferred tax liabilities on taxable temporary difference: | | | |
| - accelerated tax depreciation on owned assets | | (25,634) | (29,946) |
| Deferred tax assets on deductible temporary differences: | | | |
| - provision for slow moving and obsolete stores, spare parts and loose tools | | 4,669 | 5,382 |
| - taxable losses | | 69,234 | 18,868 |
| - other deductible temporary differences | | <u>3,743</u> | <u>3,780</u> |
| | | <u>77,646</u> | <u>28,030</u> |
| | 11.1 | <u>52,012</u> | <u>(1,916)</u> |

11.1 Deferred tax asset to the extent of Rs.75.857 million (2011: Rs.39.700 million) has not been recognized in these financial statements due to future projections and uncertainty about the timing of reversal of such temporary differences in line with the accounting policy of the Company (see note 4.19).

NOTES TO THE FINANCIAL STATEMENTS

For the year ended June 30, 2012

| | Note | 2012 ----- (Rupees in '000) ----- | 2011 |
|--|-----------|--------------------------------------|-----------------|
| 12. STORES, SPARE PARTS AND LOOSE TOOLS | | | |
| Stores | | 4,060 | 4,740 |
| Spare parts | | 38,342 | 42,159 |
| Consumable accessories | | 5,224 | 4,602 |
| Loose tools | | 2,130 | 2,609 |
| Items in transit | | - | 1,258 |
| | 25.1 | <u>49,756</u> | <u>55,368</u> |
| Provision for slow moving and obsolete stores, spare parts and loose tools | 12.1 | <u>(15,481)</u> | <u>(17,663)</u> |
| | | <u>34,275</u> | <u>37,705</u> |
| 12.1 Provision for slow moving and obsolete stores, spare parts and loose tools | | | |
| Opening balance | | 17,663 | 19,586 |
| Reversal for the year | 25 | (2,182) | (1,923) |
| Closing balance | | <u>15,481</u> | <u>17,663</u> |
| 13. STOCK-IN-TRADE | | | |
| Raw materials | | | |
| - in hand | 13.1 | 385,365 | 186,536 |
| - in transit | | 79,477 | 17,052 |
| | 25 | <u>464,842</u> | <u>203,588</u> |
| Work-in-process | 13.2 & 25 | 91,979 | 72,903 |
| Finished goods | | | |
| - Manufactured | 13.3 & 25 | 186,232 | 217,411 |
| - Trading [including in transit Rs.16.730 million (2011: Rs.10.7 million)] | 13.4 & 25 | 53,369 | 133,012 |
| | | <u>239,601</u> | <u>350,423</u> |
| | | <u>796,422</u> | <u>626,914</u> |

13.1 Includes raw materials costing Rs.1.860 million (2011: Rs.163.832 million) which are carried at net realizable value of Rs.0.737 million (2011: Rs.146.912 million).

13.2 Includes products costing Rs. Nil (2011: Rs.6.671 million) which are carried at net realizable value of Rs. Nil (2011: Rs.2.829 million).

13.3 Includes products costing Rs.55.946 million (2011: Rs.31.205 million) which are carried at net realizable value of Rs.19.187 million (2011: Rs.16.473 million).

13.4 Includes products costing Rs.110.213 million (2011: Rs.64.115 million) which are carried at net realizable value of Rs.24.666 million (2011: Rs.41.456 million).

NOTES TO THE FINANCIAL STATEMENTS

For the year ended June 30, 2012

14. TRADE DEBTS - unsecured

| Note | 2012 | | | 2011 | | |
|-------------------------------|---------|--|----------|----------|--------------------|-----------|
| | Turnkey | Other than Turnkey (Notes 14.3 and 14.4) | Total | Turnkey | Other than Turnkey | Total |
| ----- (Rupees in '000') ----- | | | | | | |
| Considered good | - | 126,616 | 126,616 | - | 151,312 | 151,312 |
| Considered doubtful | 17,414 | 96,540 | 113,954 | 17,414 | 106,382 | 123,796 |
| 14.3 | 17,414 | 223,156 | 240,570 | 17,414 | 257,694 | 275,108 |
| Provision for doubtful debts | 14.1 | (17,414) | (96,540) | (17,414) | (106,382) | (123,796) |
| | | - | 126,616 | - | 151,312 | 151,312 |

14.1 Provision for doubtful debts

| Note | 2012 | | | 2011 | | |
|-------------------------------|---------------------|--------------------|----------|---------|--------------------|----------|
| | Turnkey (Note 14.2) | Other than Turnkey | Total | Turnkey | Other than Turnkey | Total |
| ----- (Rupees in '000') ----- | | | | | | |
| Opening balance | 17,414 | 106,382 | 123,796 | 19,357 | 105,229 | 124,586 |
| Charge for the year | - | 10,746 | 10,746 | - | 10,887 | 10,887 |
| Reversal during the year | - | (20,588) | (20,588) | (1,943) | (9,734) | (11,677) |
| 29 | - | (9,842) | (9,842) | (1,943) | 1,153 | (790) |
| Closing balance | 17,414 | 96,540 | 113,954 | 17,414 | 106,382 | 123,796 |

14.2 Provision for doubtful debts against turnkey projects represents estimate of the loss expected to be incurred on pipes supplied but not installed / certified to date on various projects.

14.3 Includes amount due from a related party, Cyber Internet Services (Private) Limited amounting to Rs.3.480 million (2011: Rs.4.483 million).

14.4 The provision for doubtful debts includes an amount of Rs.15.632 million (2011: Rs.15.632 million) recoverable from an ex-employee, who had reportedly collected the amount from customers and did not surrender the same to the Company. A law suit has been filed against the ex-employee to recover the above amount.

14.5 As at June 30, 2012, the ageing analysis of unimpaired trade debts is as follows:

| | Total | Neither past due nor impaired | Past due but not impaired | | |
|-------------------------------|---------|-------------------------------|---------------------------|-------------------------|--------------------------|
| | | | > 30 days upto 90 days | > 90 days upto 180 days | > 180 days upto 360 days |
| ----- (Rupees in '000') ----- | | | | | |
| 2012 | 126,616 | 83,082 | 26,610 | 9,852 | 7,072 |
| 2011 | 151,312 | 79,014 | 39,115 | 14,961 | 18,222 |

14.6 These are non-interest bearing and generally on an average term of 30 days.

NOTES TO THE FINANCIAL STATEMENTS

For the year ended June 30, 2012

| 15. LOANS AND ADVANCES | Note | 2012 ----- (Rupees in '000') ----- | 2011 |
|--|------|---------------------------------------|---------------|
| Loans - secured, considered good | | | |
| Current portion of long-term loans | 9 | 594 | 1,043 |
| Advances - unsecured, considered good | | | |
| Employees | | 4,988 | 329 |
| Suppliers / contractors | | 38,332 | 10,608 |
| Others | | 140 | 140 |
| | 15.1 | 43,460 | 11,077 |
| Advances - considered doubtful | | | |
| Suppliers / contractors | | 500 | 500 |
| Provision for doubtful advances | | (500) | (500) |
| | | - | - |
| | | <u>44,054</u> | <u>12,120</u> |

15.1 These are non-interest bearing and generally on an average term of 1 to 6 months.

16. TRADE DEPOSITS AND SHORT-TERM PREPAYMENTS

| | | | |
|---------------------------------------|------|---------------|---------------|
| Trade deposits | | 11,873 | 13,772 |
| Provision for doubtful trade deposits | 16.1 | (5,960) | (5,958) |
| | | <u>5,913</u> | <u>7,814</u> |
| Margin deposits | | 7,063 | 3,481 |
| Other deposits | | 7,535 | 1,000 |
| | | <u>20,511</u> | <u>12,295</u> |
| Prepayments | | | |
| Rent | | 484 | 72 |
| Others | | 534 | 1,088 |
| | | 1,018 | 1,160 |
| | 16.2 | <u>21,529</u> | <u>13,455</u> |

16.1 Provision for doubtful trade deposits

| | | | |
|---------------------|----|--------------|--------------|
| Opening balance | | 5,958 | 5,458 |
| Charge for the year | 28 | 2 | 500 |
| Closing balance | | <u>5,960</u> | <u>5,958</u> |

16.2 These are non-interest bearing and generally on an average term of 1 to 6 months.

17. CASH AND BANK BALANCES

| | | | |
|--------------------|------|--------------|--------------|
| Cash in hand | | 634 | 262 |
| Cash at banks in: | | | |
| Current accounts | | | |
| - Foreign currency | | - | 2,265 |
| - Local currency | | 815 | 2,214 |
| | | 815 | 4,479 |
| PLS saving account | 17.1 | 3,227 | - |
| | | <u>4,676</u> | <u>4,741</u> |

17.1 This carries mark-up at the rate of 6 percent (2011: 5 percent) per annum at the year end.

NOTES TO THE FINANCIAL STATEMENTS

For the year ended June 30, 2012

18. SHARE CAPITAL

18.1 Authorised capital

| 2012 (Number of shares) | 2011 | | 2012 ----- (Rupees in '000') ----- | 2011 |
|----------------------------|-------------------|--|---------------------------------------|----------------|
| 12,000,000 | 12,000,000 | Ordinary shares of Rs.10/- each | 120,000 | 120,000 |
| 8,000,000 | 8,000,000 | 'B' class ordinary shares of Rs.10/- each | 80,000 | 80,000 |
| <u>20,000,000</u> | <u>20,000,000</u> | | <u>200,000</u> | <u>200,000</u> |

18.2 Issued, subscribed and paid-up capital (note 18.3)

| 2012 (Number of shares) | 2011 | | 2012 ----- (Rupees in '000') ----- | 2011 |
|----------------------------|-------------------|---|---------------------------------------|----------------|
| 1,714,264 | 1,714,264 | Ordinary shares of Rs.10/- each: fully paid in cash | 17,143 | 17,143 |
| 476,386 | 476,386 | issued as fully paid for consideration other than cash | 4,764 | 4,764 |
| 8,573,309 | 8,573,309 | issued as fully paid bonus shares | 85,733 | 85,733 |
| <u>10,763,959</u> | <u>10,763,959</u> | | <u>107,640</u> | <u>107,640</u> |

18.3 Ordinary shares include 4,090,536 shares of B class of Rs.10/- each converted into and deemed to be ordinary shares on disposal by a foreign shareholder, in prior years, in accordance with the Articles of Association of the Company.

18.4 Sikander (Private) Limited holds 6,800,648 (2011: 2,690,112) ordinary shares having face value of Rs.10/- each (2011: Rs.10/- each) representing 63.18 percent (2011: 24.99 percent) shareholding as of balance sheet date.

19. RESERVES

| | 2012 ----- (Rupees in '000') ----- | 2011 |
|-----------------------------------|---------------------------------------|----------------|
| Capital reserves - share premium | 5,655 | 5,655 |
| Revenue reserves | | |
| - General reserve | - | 411,500 |
| - Un-appropriated profit / (loss) | 170,143 | (18,592) |
| | <u>170,143</u> | <u>392,908</u> |
| | <u>175,798</u> | <u>398,563</u> |

NOTES TO THE FINANCIAL STATEMENTS

For the year ended June 30, 2012

| | Note | 2012 ----- (Rupees in '000) ----- | 2011 |
|--|-------|--------------------------------------|----------|
| 20. SURPLUS ON REVALUATION OF FIXED ASSETS | | | |
| Surplus arising as a result of revaluation of freehold land and leasehold land during the current year | 5.1.1 | 1,100,337 | - |
| Transferred to un-appropriated profit on account of: | | - | |
| - incremental depreciation charged during the year | | (10,039) | - |
| - disposal of leasehold land under an Ijarah agreement during the year | | (280,618) | - |
| | | (290,657) | - |
| Closing balance of surplus on revaluation of fixed assets | | <u>809,680</u> | <u>-</u> |

21. TRADE AND OTHER PAYABLES

| | | | |
|--|------|----------------|----------------|
| Creditors | 21.1 | 106,856 | 57,868 |
| Bills payable | | 241,973 | 80,842 |
| Accrued liabilities | | 212,700 | 87,658 |
| Accrual for compensated absences | | 25,731 | 28,645 |
| Advances from customers | | 159,346 | 229,780 |
| Advance from tenants | | 5,903 | 5,380 |
| Security deposits from distributors and others | | 24,079 | 26,337 |
| Workers' Profit Participation Fund | 21.2 | 5,380 | 361 |
| Workers' Welfare Fund | | 1,890 | - |
| Unclaimed dividend | | 19,037 | 8,826 |
| Book overdraft | | 6,537 | - |
| Others | | 626 | 1,450 |
| | | <u>810,058</u> | <u>527,147</u> |

21.1 This includes amounts due to a related party, Berger Paints Pakistan Limited amounting to Rs.0.02 million (2011: Rs.0.055 million) as of balance sheet date.

| | Note | 2012 ----- (Rupees in '000) ----- | 2011 |
|--|------|--------------------------------------|--------------|
| 21.2 Workers' Profit Participation Fund | | | |
| Balance as at July 01 | | 361 | 1,440 |
| Allocation for the year | 28 | 4,931 | - |
| | | <u>5,292</u> | <u>1,440</u> |
| Interest on funds utilized in the Company's business | 30 | 88 | 94 |
| Amounts paid on behalf of the fund | | - | (1,173) |
| Balance as at June 30 | | <u>5,380</u> | <u>361</u> |

21.3 Trade and other payables are non-interest bearing and generally on an average term of 1 to 12 months.

NOTES TO THE FINANCIAL STATEMENTS

For the year ended June 30, 2012

| | Note | 2012 ----- (Rupees in '000) ----- | 2011 |
|--|-------------|--------------------------------------|----------------|
| 22. SHORT-TERM BORROWINGS - secured | | | |
| Running finances utilized under mark-up arrangements | 22.1 & 22.2 | 632,334 | 123,119 |
| Foreign currency term finances | 22.1 & 22.3 | 44,279 | 46,428 |
| Export refinance | | - | 31,000 |
| | | 676,613 | 200,547 |

22.1 These finance facilities have been obtained from various commercial banks aggregating to Rs.900 million (2011: Rs.780 million) out of which Rs.223.387 million (2011: Rs.579.257 million) remains unutilized as at the balance sheet date. These facilities are secured by the creation of a first pari-passu charge against hypothecation of the Company's stock-in-trade and trade debts.

22.2 These facilities carry mark-up at the rate of 13.94 to 14.79 percent (2011: 14.77 to 16.02 percent) per annum.

22.3 These facilities carry mark-up of 3 to 6 months LIBOR plus spread at the rate of 1.75 to 3.5 percent (2011: 4 to 5 percent) per annum and are repayable latest by December 01, 2012.

23. CONTINGENCIES AND COMMITMENTS

23.1 Contingencies

23.1.1 The Environmental Protection Tribunal initiated proceedings against the Company on February 18, 2010, containing allegations of pollution, under the Pakistan Environmental Protection Act, 1997 based on the complaint filed by the brother of an ex-employee of the Company against the Company through its Chief Executive Officer.

The Company has submitted an application before the Environmental Protection Tribunal raising the issue of the maintainability of the Complaint and its lack jurisdiction to hear the same. The said application was dismissed vide Order dated June 29, 2010. Being aggrieved by the said Order, the Company filed Constitutional Petition before Sindh High Court (SHC) seeking reliefs that the proceedings before Environmental Protection Tribunal vis-à-vis the Complainant were taken coram non judge and has maintained that Tribunal has no jurisdiction of the subject matter and further sought a declaration that the Order dated June 29, 2010 was illegal and void. The said Constitutional Petition was dismissed by SHC vide its Judgment dated March 9, 2011.

Being aggrieved by the Judgment of SHC, the Company filed petition for leave to appeal against the judgment of SHC before Honorable Supreme Court of Pakistan (SCP). The SCP has granted leave to appeal to the Company vide its Order dated June 23, 2011 and converted the Petition into Appeal. Thereafter, after the partial hearing of the Civil Appeal, the SCP vide its order dated 25 October 2011 has directed a commission constituted by the Environmental Tribunal to submit the report of environmental audit of the Company's factory and surrounding premises, which is pending for submission before SCP.

Based on the opinion of the legal counsel of the Company, the Company has an arguable case and it is not possible at this stage to give a definitive opinion on the ultimate outcome or any losses that may be incurred by the Company. In view of the above, the management is confident that the ultimate outcome will be in favour of the Company. Accordingly, no provision in respect of above has been made in these financial statements.

NOTES TO THE FINANCIAL STATEMENTS

For the year ended June 30, 2012

| | 2012 | 2011 |
|--|-------------------------------|---------------|
| | ----- (Rupees in '000') ----- | |
| 23.1.2 Bonds and guarantees issued by banks on behalf of the Company | <u>78,913</u> | <u>84,422</u> |

These are secured by a first pari passu hypothecation charge as disclosed in note 22.1.

23.2 Commitments

Commitments are as follows:

| | | 2012 | | | 2011 |
|--------------------------|--------|-------------------------------|----------------|----------------|----------------|
| | Note | Capital expenditure | Others | Total | Total |
| | | ----- (Rupees in '000') ----- | | | |
| Letters of credit | | - | 346,557 | 346,557 | 141,807 |
| Post dated cheques | 23.2.1 | - | 54,170 | 54,170 | 74,893 |
| Import contracts | | - | 6,515 | 6,515 | 45,893 |
| Local purchase contracts | | 28 | 96,200 | 96,228 | 12,253 |
| | | <u>28</u> | <u>503,442</u> | <u>503,470</u> | <u>274,846</u> |

23.2.1 Represents post dated cheques of Rs.54.170 million (2011: Rs.74.893 million) issued in favour of Collector of Customs on account of import of raw material under SRO 565(I)/2006 dated June 05, 2006 as amended vide SRO 564(I)/2008 dated June 11, 2008.

23.2.2 The Company has entered into an Ijarah agreement dated June 15, 2012 with United Bank Limited in respect of commercial property (representing leasehold land, building and plant and machinery) for a period of five years. Total Ijarah payments due under the agreement is Rs. 499.726 million and are payable in monthly installments latest by June 15, 2017. Taxes, repairs (other than major repairs) and replacement costs incidental to ownership and insurance costs are to be borne by the Company (lessee). These payments are secured against a promissory note in favour of the lessor for the entire amount of the Ijarah rentals and security deposit of Rs. 40 million. Under an ijarah agreement, the lessee has a right to sub lease the portion of said commercial property. Future minimum rentals payable under Ijarah agreement as at year end are as follows:

| | 2012 | 2011 |
|---|-------------------------------|----------|
| | ----- (Rupees in '000') ----- | |
| Not later than one year | 94,227 | - |
| Later than one year but not later than five years | 405,499 | - |
| | <u>499,726</u> | <u>-</u> |

23.2.3 Under an Ijarah agreement dated June 15, 2012 with United Bank Limited (note 23.2.2), the Company has a right to sub-lease the commercial property in the capacity of lessee which has already been rented out to tenants on the date of execution of aforesaid ijarah agreement. These non-cancellable sub-leases have remaining terms of between three to five years. Future minimum rentals receivable as at year end are as follows:

| | | |
|---|----------------|---------------|
| Not later than one year | 35,037 | 32,973 |
| Later than one year but not later than five years | 71,740 | 58,967 |
| | <u>106,777</u> | <u>91,940</u> |

NOTES TO THE FINANCIAL STATEMENTS

For the year ended June 30, 2012

| | | 2012 | 2011 |
|--|-------|------------------------------|------------------|
| | | ----- (Rupees in '000) ----- | |
| 24. TURNOVER - net | | | |
| Local | | | |
| - manufactured | | 2,483,507 | 2,156,730 |
| - trading | | 245,029 | 217,928 |
| - others | | 19,916 | 3,133 |
| | | <u>2,748,452</u> | <u>2,377,791</u> |
| Export | | 104,259 | 86,899 |
| | | <u>2,852,711</u> | <u>2,464,690</u> |
| Less: | | | |
| Returns | | 10,803 | 11,567 |
| Special excise duty | | 82 | 28,595 |
| Sales tax | | 371,992 | 338,077 |
| | | <u>382,877</u> | <u>378,239</u> |
| | | <u>2,469,834</u> | <u>2,086,451</u> |
| 25. COST OF SALES | | | |
| Manufactured | | | |
| Raw materials consumed | | | |
| Opening stock | 13 | 203,588 | 332,318 |
| Purchases | | 1,780,137 | 1,040,546 |
| Closing stock | 13 | (464,842) | (203,588) |
| | | <u>1,518,883</u> | <u>1,169,276</u> |
| Export Rebate - Duties | | (421) | (218) |
| | | <u>1,518,462</u> | <u>1,169,058</u> |
| Stores, spare parts and loose tools consumed | 25.1 | 46,336 | 55,902 |
| Salaries, wages and other benefits [includes Rs.5.190 million (2011: Nil) in respect of bonus to workers] | 25.2 | 119,036 | 114,677 |
| Procured services | | 29,534 | 31,796 |
| Fuel, water and power | | 97,361 | 81,798 |
| Insurance | | 5,676 | 5,725 |
| Traveling | | 341 | 326 |
| Communication | | 1,967 | 1,400 |
| Depreciation | 5.1.2 | 49,207 | 48,605 |
| Rent, rates and taxes | | 7,954 | 3,129 |
| Repairs and maintenance | | 26,666 | 22,792 |
| Technical assistance fee | | - | 7,417 |
| Printing and stationery | | 674 | 668 |
| Reversal for slow moving and obsolete stores, spare parts and loose tools | 12.1 | (2,182) | (1,923) |
| Other expenses | | 1,605 | 1,398 |
| Opening stock of work-in-process | 13 | 72,903 | 104,734 |
| Closing stock of work-in-process | 13 | (91,979) | (72,903) |
| | | <u>1,883,561</u> | <u>1,574,599</u> |
| Cost of goods manufactured | | 217,411 | 216,548 |
| Opening stock of finished goods | 13 | (186,232) | (217,411) |
| Closing stock of finished goods | 13 | <u>1,914,740</u> | <u>1,573,736</u> |
| Trading | | | |
| Opening stock | 13 | 133,012 | 129,611 |
| Purchases | | 130,301 | 121,829 |
| | | 263,313 | 251,440 |
| Closing stock | 13 | (53,369) | (133,012) |
| | | 209,944 | 118,428 |
| Sale of scrap | | (8,335) | (11,786) |
| | | <u>2,116,349</u> | <u>1,680,378</u> |

NOTES TO THE FINANCIAL STATEMENTS

For the year ended June 30, 2012

| | Note | 2012 ----- (Rupees in '000) ----- | 2011 |
|--|-------|--------------------------------------|-----------------|
| 25.1 Stores, spare parts and loose tools consumed | | | |
| Opening stock | 12 | 55,368 | 67,687 |
| Purchases | | 40,724 | 43,583 |
| Closing stock | 12 | <u>(49,756)</u> | <u>(55,368)</u> |
| | | <u>46,336</u> | <u>55,902</u> |
| 25.2 Staff retirement benefits | | | |
| Salaries, wages and other benefits include Rs. 4.353 million (2011: Rs.4.650 million) in respect of staff retirement benefits (provident fund contribution). | | | |
| | Note | 2012 ----- (Rupees in '000) ----- | 2011 |
| 26. DISTRIBUTION COSTS | | | |
| Transportation and other charges on local sales | | 89,153 | 107,663 |
| Transportation and other charges on export sales | | <u>4,379</u> | <u>4,922</u> |
| | | 93,532 | 112,585 |
| Salaries and other benefits | 26.1 | 61,213 | 66,431 |
| Repairs and maintenance | | 10,925 | 12,091 |
| Depreciation | 5.1.2 | 4,848 | 5,329 |
| Advertising and sales promotion | | 10,554 | 14,709 |
| Commission expense | | 70,741 | 27,795 |
| Communication | | 2,796 | 3,026 |
| Traveling | | 5,846 | 6,138 |
| Professional charges | | 363 | 1,457 |
| Printing, stationery and subscription | | 920 | 994 |
| Rent, rates and taxes | | 24,354 | 23,484 |
| Fuel, water and power | | 2,905 | 3,553 |
| Insurance | | 288 | 673 |
| Procured services | | 2,241 | 2,141 |
| Others | | <u>908</u> | <u>1,049</u> |
| | | <u>292,434</u> | <u>281,455</u> |
| 26.1 Staff retirement benefits | | | |
| Salaries and other benefits include Rs. 2.936 million (2011: Rs. 3.156 million) in respect of staff retirement benefits (provident fund contribution). | | | |
| | Note | 2012 ----- (Rupees in '000) ----- | 2011 |
| 27. ADMINISTRATIVE EXPENSES | | | |
| Salaries and other benefits | 27.1 | 38,953 | 37,976 |
| Rent, rates and taxes - investment property | | 1,310 | 1,080 |
| - others | 27.2 | 670 | 1,414 |
| Ijarah rentals | | 2,229 | - |
| Procured services | | 4,654 | 2,968 |
| Insurance | | 1,823 | 2,164 |
| Depreciation - operating assets | 5.1.2 | 6,603 | 5,513 |
| - investment property | 7 | 1,698 | 1,515 |
| Amortization | 6 | 451 | 5,202 |
| Repairs and maintenance | | 7,358 | 6,973 |
| Printing, stationery and subscription | | 2,357 | 986 |
| Communication | | 8,234 | 5,675 |
| Traveling | | 6,703 | 3,579 |
| Fuel, water and power | | 5,562 | 6,751 |
| Auditors' remuneration | 27.3 | 5,147 | 2,398 |
| Legal and professional | | 105,829 | 16,612 |
| Others | | <u>2,079</u> | <u>2,181</u> |
| | | <u>201,660</u> | <u>102,987</u> |

NOTES TO THE FINANCIAL STATEMENTS

For the year ended June 30, 2012

27.1 Staff retirement benefits

Salaries and other benefits include Rs.1.727 million (2011: Rs.1.765 million) in respect of staff retirement benefits (provident fund contribution).

27.2 Other rent, rates and taxes include rent amounting to Rs.0.670 million (2011: Rs.0.290 million) paid to Sikander (Private) Limited, the holding company.

| 27.3 Auditors' remuneration | 2012 ----- (Rupees in '000') ----- | 2011 |
|--|---------------------------------------|-------|
| Audit fee | 900 | 900 |
| Fee for half yearly review | 400 | 400 |
| Fee for review of compliance with Code of Corporate Governance | 100 | 100 |
| Special certifications | 235 | 793 |
| Other advisory services | 3,316 | - |
| Out of pocket expenses | 196 | 205 |
| | 5,147 | 2,398 |

28. OTHER OPERATING EXPENSES

| | | | |
|--|-------|--------|--------|
| Directors' fee | | 640 | 420 |
| Audit Committee fee | | 100 | 160 |
| Workers' Profit Participation Fund | 21.2 | 4,931 | - |
| Workers' Welfare Fund | | 1,890 | - |
| Impairment loss on plant and machinery | 5.2.1 | 396 | 826 |
| Donations | 28.1 | 22 | 391 |
| Restructuring cost | 28.2 | 30,000 | - |
| Loss recognised on expiry of cash flow hedge contract | | - | 4,434 |
| Exchange loss - net of exchange gain of Rs.11.837 million (2011: Rs.3.935 million) | | 31,957 | 4,558 |
| Provision for doubtful trade deposits | 16.1 | 2 | 500 |
| Others | | 97 | - |
| | | 70,035 | 11,289 |

28.1 Recipients of donations do not include any donee in which a director or his spouse had any interest.

28.2 This represents severance costs as a consequence of the corporate restructuring steps initiated in the fourth quarter of the year.

| 29. OTHER OPERATING INCOME | 2012 ----- (Rupees in '000') ----- | 2011 | |
|--|---------------------------------------|---------|--------|
| Income from financial assets | | | |
| Income from bank deposits | | 4,178 | 2 |
| Reversal of provision against doubtful debts - net | 14.1 | 9,842 | 790 |
| | | 14,020 | 792 |
| Income from non-financial assets | | | |
| Gain on disposal of: | | | |
| - operating assets | 5.3 | 34,866 | 3,350 |
| - investment property | 7.1 | 50,408 | - |
| - non-current assets held for sale | 29.1 | 232,796 | - |
| Rental income - sub-lease property under Ijarah | 29.2 | 38,938 | 30,062 |
| Net income from services | 29.3 | 1,476 | 2,038 |
| Gain on fair value of cross currency swap | | - | 440 |
| | | 358,484 | 35,890 |
| | | 372,504 | 36,682 |

NOTES TO THE FINANCIAL STATEMENTS

For the year ended June 30, 2012

29.1 During the half year ended December 31, 2011, the Board of Directors has passed the resolutions approving the sale of its Lahore office to an appropriate buyer. Accordingly, the Company has decided to reclassify its Lahore office from 'property, plant and equipment' at the written down value of Rs.2.204 million (having cost of Rs.4.417 million) as 'non-current assets held for sale' within the current assets in accordance with the requirements of the International Financial Reporting Standards 5 "Non-Current Assets Held for Sale and Discontinued Operations" (IFRS 5) and subsequently the same has been disposed off at a total consideration of Rs. 235 million.

29.2 Expenses in respect of sub-lease commercial property have been allocated to administrative expenses (note 27).

29.3 Net income from services

| Nature of services | 2012 | | | 2011 | | |
|--------------------|-------------------------------|----------|--------|---------|----------|--------|
| | Revenue | Expenses | Income | Revenue | Expenses | Income |
| | ----- (Rupees in '000') ----- | | | | | |
| Jointing | 1,766 | 290 | 1,476 | 2,569 | 531 | 2,038 |

30. FINANCE COSTS

| | Note | 2012 | 2011 |
|--|------|-------------------------------|---------------|
| | | ----- (Rupees in '000') ----- | |
| Mark-up on: | | | |
| - long-term financing | | - | 4,544 |
| - short-term borrowings | | 63,863 | 49,973 |
| Interest on Workers' Profit Participation Fund | 21.2 | 88 | 94 |
| Bank and other charges | | 4,936 | 2,737 |
| | | <u>68,887</u> | <u>57,348</u> |

31. TAXATION

| | | | |
|------------------------|------|-----------------|---------------|
| Current - for the year | | 33,007 | 29,740 |
| - prior year | | (584) | 699 |
| | | <u>32,423</u> | <u>30,439</u> |
| Deferred | | (53,928) | (21,038) |
| | 31.1 | <u>(21,505)</u> | <u>9,401</u> |

31.1 The income tax assessment of the Company has been finalised upto tax year 2011. The provision for current income tax is based on minimum taxation under Section 113 of the Income Tax Ordinance, 2001. Accordingly, tax charge reconciliation with the accounting profit is not reported.

| | Note | 2012 | 2011 |
|---|------|--------------------------------|-------------------|
| | | ----- (Rupees in '000') ----- | |
| 32. EARNING / (LOSS) PER SHARE - Basic and Diluted | | | |
| Profit / (loss) for the year after taxation | | <u>114,117</u> | <u>(18,950)</u> |
| | | ----- (Number of shares) ----- | |
| Weighted average ordinary shares in issue during the year | | <u>10,763,959</u> | <u>10,763,959</u> |
| | | ----- (Rupees) ----- | |
| Earning / (loss) per share - basic and diluted | | <u>10.60</u> | <u>(1.76)</u> |

There is no dilutive effect on basic earnings per share of the Company.

NOTES TO THE FINANCIAL STATEMENTS

For the year ended June 30, 2012

33. REMUNERATION OF CHIEF EXECUTIVE, DIRECTORS AND EXECUTIVES

The aggregate amounts charged in these financial statements for the year in respect of remuneration and benefits to the chief executive, directors and executives of the Company were as follows:

| | Chief Executive | | Executives | |
|-------------------------|-------------------------------|--------------|---------------|---------------|
| | 2012 | 2011 | 2012 | 2011 |
| | ----- (Rupees in '000') ----- | | | |
| Managerial remuneration | 5,209 | 5,209 | 25,840 | 27,465 |
| Housing | | | | |
| - Rent | 270 | 270 | 5,646 | 7,395 |
| - Utilities | 521 | 521 | 2,435 | 2,611 |
| - Other items | 1,359 | 1,174 | 943 | 1,078 |
| Medical | - | - | 512 | 702 |
| Retirement benefits | 573 | 573 | 2,351 | 2,872 |
| Compensated absences | 1,050 | 583 | 2,374 | 1,353 |
| Insurance | - | 1,294 | - | - |
| | <u>8,982</u> | <u>9,624</u> | <u>40,101</u> | <u>43,476</u> |
| Number of person(s) | <u>1</u> | <u>1</u> | <u>24</u> | <u>26</u> |

33.1 In addition to the above, the Chief Executive and executives are provided with Company maintained cars.

33.2 Aggregate amount charged in these financial statements with respect to fee paid to executives and non executives directors was Rs.0.060 million and Rs.0.680 million respectively [2011: Rs.0.580 million to non executive directors] (see note 28).

34. CAPACITY AND PRODUCTION

The production capacities of the plants depend on product mix. The name plate capacities are determined on a certain product mix whereas actual product mix is different and varies from year to year depending upon the orders from customers. Capacity is also influenced by the timing of the orders. Therefore, production is subject to annual variations and actual capacity of the plant is indeterminable.

35. TRANSACTIONS WITH RELATED PARTIES

The related parties and associated undertakings comprise of holding company, associated companies, staff retirement funds, Chief Executive, directors and key management personnel. Transactions with related parties and associated undertakings during the year, other than those which have been disclosed elsewhere in these financial statements, are as follows:

NOTES TO THE FINANCIAL STATEMENTS

For the year ended June 30, 2012

| Related parties | Nature of transaction | 2012 ----- (Rupees in '000') ----- | 2011 ----- (Rupees in '000') ----- |
|---|--|---------------------------------------|---------------------------------------|
| Transaction with holding company: | | | |
| Sikander (Private) Limited | Rent paid | <u>671</u> | <u>290</u> |
| Transactions with associated companies due to common directorship: | | | |
| Berger Paints Pakistan Limited | Purchase of goods | <u>31</u> | <u>374</u> |
| | Sale of goods | <u>55</u> | <u>31</u> |
| Cyber Internet Services (Private) Limited | Sale of goods | <u>31,582</u> | <u>29,303</u> |
| Century Insurance Company Limited (CICL) | Insurance premium paid to New Jubilee Insurance Company Limited [(CICL is co-insurer with 20% share (2011: 25% share)] | <u>2,482</u> | <u>3,623</u> |
| Staff retirement benefits: | | | |
| Dadex Eternit Limited - Provident Fund | Employer contribution | <u>9,016</u> | <u>9,572</u> |

35.1 For the year ended June 30, 2012, the Company has not made any provision for doubtful debts relating to amounts owed by related parties except as disclosed in note 14.3 to these financial statements.

| | Note | 2012 ----- (Rupees in '000') ----- | 2011 ----- (Rupees in '000') ----- |
|---|-------|---------------------------------------|---------------------------------------|
| 36. CASH FLOWS (USED IN) / FROM OPERATIONS | | | |
| Profit / (loss) before taxation | | 92,612 | (9,549) |
| Adjustments for non cash and other items: | | | |
| Depreciation - property, plant and equipment | 5.1 | 60,658 | 59,447 |
| - investment property | 7 | 1,698 | 1,515 |
| Amortization | 6 | 451 | 5,202 |
| Gain on disposal of : | | | |
| - operating assets | 29 | (34,866) | (3,350) |
| - investment property | 29 | (50,408) | - |
| - non - current assets held for sale | 29 | (232,796) | - |
| Interest income | 29 | (4,178) | (2) |
| Share of loss/ (profit) on investment in an associate | 8 | 361 | (775) |
| Impairment loss on plant and machinery | 5.2.1 | 396 | 826 |
| Finance costs | 30 | 68,887 | 57,348 |
| Loss recognised on expiry of cash flow hedge contract | 28 | - | 4,434 |
| Gain on fair value of cross currency swap | 29 | - | (440) |
| Working capital changes | 36.1 | <u>42,211</u> | <u>105,571</u> |
| | | <u>(54,974)</u> | <u>220,227</u> |

NOTES TO THE FINANCIAL STATEMENTS

For the year ended June 30, 2012

| 36.1 Working capital changes | Note | 2012 ----- (Rupees in '000') ----- | 2011 |
|---|------|---------------------------------------|----------------|
| <i>(Increase) / decrease in current assets</i> | | | |
| Stores, spare parts and loose tools | | 3,430 | 10,396 |
| Stock-in-trade | | (169,508) | 156,297 |
| Trade debts | | 24,696 | (41,112) |
| Loans and advances | | (31,934) | 5,419 |
| Trade deposits and short-term prepayments | | (8,074) | (1,790) |
| Other receivables | | 8,901 | (8,594) |
| Sales tax and excise duty - net | | (58,000) | (17,215) |
| | | <u>(230,489)</u> | <u>103,401</u> |
| <i>Increase in current liabilities</i> | | | |
| Trade and other payables | | 272,700 | 2,170 |
| | | <u>42,211</u> | <u>105,571</u> |

37. FINANCIAL RISK MANAGEMENT OBJECTIVES AND POLICIES

The Company finances its operations through equity, borrowings and management of working capital with a view of maintaining an appropriate mix between various sources of finance to minimize risk. Taken as a whole, the Company is exposed to market risk (including interest rate risk, currency risk and other price risk), credit risk and liquidity risk. The Company's principal financial liabilities comprise short-term borrowings and trade and other payables. The main purpose of these financial liabilities is to raise finance for Company's operations. The Company has various financial assets such as loans, advances, deposits, trade and other receivables and cash and bank balances, which are directly related to its operations.

The Company's finance and treasury departments oversee the management of these risks and provide assurance to the Company's senior management that the Company's financial risk-taking activities are governed by appropriate policies and procedures and that financial risks are identified, measured and managed in accordance with Company policies and risk appetite. No changes were made in the objectives, policies or processes and assumptions during the year ended June 30, 2012. The policies for managing each of these risks are summarized below:

37.1 Market risk

Market risk is the risk that the fair value of future cash flows of a financial instrument will fluctuate because of changes in market prices. Market prices comprise three types of risk: interest rate risk, currency risk and other price risk. Financial instruments susceptible to market risk include borrowings and payable in foreign currencies. The sensitivity analysis in the following sections relate to the position as at June 30, 2012 and 2011.

37.1.1 Interest rate risk

Interest rate risk is the risk that the fair value or future cash flows of the financial instruments will fluctuate because of changes in market interest rates. The Company enters into various types of financing arrangements for financing its capital expenditure and to meet working capital requirements at variable rates. The Company is currently evaluating different options to mitigate its exposure against interest rate risk.

NOTES TO THE FINANCIAL STATEMENTS

For the year ended June 30, 2012

The following table demonstrates the sensitivity to a reasonably possible change in interest rates, with all other variables held constant, on the Company's profit / (loss) before tax (through impact on floating rate borrowings). This analysis excludes the impact of movement in market variables on non-financial assets and liabilities of the Company. Further, interest rate sensitivity does not have an asymmetric impact on the Company's result.

| | Increase / decrease in basis points | Effect on profit / (loss) before tax (Rs. in '000') |
|------|--|---|
| 2012 | +100 | (6,734) |
| | -100 | 6,734 |
| 2011 | +100 | 2,005 |
| | -100 | (2,005) |

37.1.2 Currency risk

Currency risk is the risk that the fair value or future cash flows of a financial instrument will fluctuate because of changes in foreign exchange rates. The Company's exposure to the risk of changes in foreign exchange rates relates primarily to the Company's operating activities. The Company is currently evaluating different options to mitigate exposures against currency risk.

The following table demonstrates the sensitivity to a reasonably possible change in the USD exchange rate. As at June 30, 2012, if Pakistani Rupee (Pak Rupee) had weakened / strengthened by 5% against the USD and Euro, with all other variables held constant, the effect on the Company's profit / (loss) before tax (due to changes in the fair value of monetary assets and liabilities) as at June 30, 2012 and 2011 are as follows:

| | Increase / decrease in US Dollar and Euro to Pak Rupee | Effect on profit before tax / (loss) (Rs. in '000') |
|------|--|---|
| 2012 | +5% | (12,099) |
| | -5% | 12,099 |
| 2011 | +5% | 3,978 |
| | -5% | (3,978) |

37.1.3 Other price risk

Other price risk is the risk that the fair value of future cash flows of the financial instruments will fluctuate because of changes in market prices such as equity price risk. Equity price risk is the risk arising from uncertainties about future values of investment securities. As at the balance sheet date, the Company is not exposed to other price risk.

NOTES TO THE FINANCIAL STATEMENTS

For the year ended June 30, 2012

37.2 Credit risk

37.2.1 Credit risk is the risk that one party to a financial instrument will cause a financial loss for the other party by failing to discharge an obligation. Out of the total financial assets of Rs.247.035 million (2011: Rs.202.210 million), the financial assets which are subject to credit risk amounted to Rs.243.687 million (2011: Rs.196.110 million). The Company's credit risk is primarily attributable to its trade debts, deposits, loans, accrued interest and other receivables, and bank balances. The Company manages its credit risk in respect of trade debts by obtaining advances from customers. The credit risk on liquid funds is limited because the counter parties are banks with reasonably high credit ratings. Further, the Company's credit risk arises from loan, deposits and other receivables are managed by obtaining securities in respective notes to these financial statements.

The credit quality of financial assets that are past due but not impaired is disclosed in note 14.5 to these financial statements. As at balance sheet date, there are no financial assets that would otherwise be past due or impaired whose terms have been renegotiated.

37.2.2 The Company monitors the credit policy of its financial assets with reference to historical performance of such assets and available external credit ratings. The carrying values of financial assets which are neither past due nor impaired are as under:

| | Note | 2012 ----- (Rupees in '000) ----- | 2011 |
|--|------|--------------------------------------|----------------|
| Long-term loans | 9 | 2,120 | 3,993 |
| Long-term deposits | 10 | 46,668 | 6,740 |
| Trade debts | 14.5 | 83,082 | 79,014 |
| Loans and advances | 15 | 44,054 | 12,120 |
| Deposits | 16 | 20,511 | 12,295 |
| Accrued interest and other receivables | | 2,390 | 11,266 |
| Bank balances | 17 | 4,042 | 4,479 |
| | | <u>202,867</u> | <u>129,907</u> |

37.2.3 The credit quality of Company's bank balances can be assessed with reference to external credit ratings as follows:

| Bank Balances by short-term rating category (note 17) | Note | 2012 ----- (Rupees in '000) ----- | 2011 |
|---|------|--------------------------------------|--------------|
| A1+ | | 3,228 | 2,189 |
| A- 1+ | | 711 | - |
| A1 | | - | 10 |
| P-1 | | 88 | 2,265 |
| A2 | | 4 | - |
| A3 | | 11 | 15 |
| | | <u>4,042</u> | <u>4,479</u> |

37.3 Liquidity risk

Liquidity risk represents the risk that a Company will encounter difficulties in meeting obligations with the financial liabilities. The Company monitors its risk to shortage of funds by maintaining a balance between continuity of funding and flexibility through the use of short-term borrowings.

The table below summarizes the maturity profile of the Company's financial liabilities at June 30, 2012 and 2011 based on contractual undiscounted payment dates:

NOTES TO THE FINANCIAL STATEMENTS

For the year ended June 30, 2012

| | On demand | Less than 3 months | 3 to 12 months | 1 to 5 years | More than 5 years | Total |
|-------------------------------|----------------|--------------------|----------------|--------------|-------------------|------------------|
| ----- (Rupees in '000') ----- | | | | | | |
| June 30, 2012 | | | | | | |
| Trade and other payables | 612,834 | 159,346 | 30,611 | - | - | 802,791 |
| Accrued mark-up | - | - | 18,259 | - | - | 18,259 |
| Short-term borrowings | - | 46,279 | 630,334 | - | - | 676,613 |
| | <u>612,834</u> | <u>205,625</u> | <u>679,204</u> | - | - | <u>1,497,663</u> |
| June 30, 2011 | | | | | | |
| Trade and other payables | 8,826 | 462,978 | 54,982 | - | - | 526,786 |
| Accrued mark-up | - | - | 10,968 | - | - | 10,968 |
| Short-term borrowings | 31,000 | 45,810 | 123,737 | - | - | 200,547 |
| | <u>39,826</u> | <u>508,788</u> | <u>189,687</u> | - | - | <u>738,301</u> |

37.4 Fair value of financial instruments

Fair value is the amount for which an asset could be exchanged, or a liability can be settled, between knowledgeable willing parties in an arm's length transaction. The carrying amounts of all the financial instruments reflected in these financial statements are approximate to their fair value.

37.5 Capital management

The primary objective of the Company's capital management is to ensure that it maintains healthy capital ratios in order to support its business sustain future development of the business and maximize shareholders value.

The Company monitors capital using a debt equity ratio, which is net debt divided by total capital plus net debt. Equity comprises of share capital, revenue and other reserves. The gearing ratios as at June 30, 2012 and 2011 were as follows:

| | Note | 2012 ----- (Rupees in '000') ----- | 2011 |
|----------------------------|------|---------------------------------------|------------------|
| Trade and other payables | 21 | 810,058 | 527,147 |
| Accrued mark-up | | 18,259 | 10,968 |
| Short-term borrowings | 22 | 676,613 | 200,547 |
| Total debt | | <u>1,504,930</u> | <u>738,662</u> |
| Cash and cash equivalents | 17 | (4,676) | (4,741) |
| Net debt | | <u>1,500,254</u> | <u>733,921</u> |
| Total equity | | 283,438 | 506,203 |
| Total capital and net debt | | <u>1,783,692</u> | <u>1,240,124</u> |
| Gearing Ratio | | <u>84.11%</u> | <u>59.18%</u> |

The Company finances its expansions projects through equity, borrowings and management of its working capital with a view to maintaining an appropriate mix between various sources of finance to minimize risk.

NOTES TO THE FINANCIAL STATEMENTS

For the year ended June 30, 2012

38. INFORMATION ABOUT OPERATING SEGMENTS

For management purposes, the activities of the Company are organized into business units based on their products and has two reportable operating segments as follows:

- The 'Chrysotile Cement' segment relates to manufacturing and supply of corrugated sheets and pipes, and manufacturing and supply of rubber rings.
- 'Plastic' products segment includes PVC, Polydex and Polyethylene pipes, and products relating to 'Agriculture and Irrigation'.
- All other segments include merchandising of imported other building's products and services.

Management monitors the operating results of its business units separately for the purpose of making decisions about resource allocation and performance assessment. Segment performance is evaluated based on certain key performance indicators, including business volume, gross profit and reduction in operating cost.

| | Chrysotile Cement | Plastic | Others | Total |
|---|-------------------------------|------------------|----------------|------------------|
| | ----- (Rupees in '000') ----- | | | |
| 2012 | | | | |
| TURNOVER - net | <u>1,043,762</u> | <u>1,390,982</u> | <u>35,090</u> | <u>2,469,834</u> |
| RESULT | | | | |
| Segment result | <u>37,716</u> | <u>(174,002)</u> | <u>(2,847)</u> | <u>(139,133)</u> |
| Unallocated expense | | | | |
| Other operating expenses | | | | (70,035) |
| Other operating income | | | | 371,028 |
| Finance costs | | | | (68,887) |
| Share of loss on investment in an associate | | | | (361) |
| Taxation | | | | 21,505 |
| Profit for the year | | | | <u>114,117</u> |
| OTHER INFORMATION | | | | |
| Capital expenditure | <u>806</u> | <u>18,530</u> | <u>-</u> | <u>19,336</u> |
| Unallocated corporate capital expenditure | | | | 246,282 |
| Total capital expenditure | | | | <u>265,618</u> |
| Depreciation | <u>3,858</u> | <u>33,223</u> | <u>-</u> | <u>37,081</u> |
| Unallocated corporate depreciation and amortization | | | | 25,726 |
| Total depreciation and amortization | | | | <u>62,807</u> |
| ASSETS AND LIABILITIES | | | | |
| Segment assets | <u>409,557</u> | <u>918,945</u> | <u>44,638</u> | <u>1,373,140</u> |
| Unallocated corporate assets | | | | 1,224,908 |
| Total assets | | | | <u>2,598,048</u> |
| Segment liabilities | <u>182,304</u> | <u>394,947</u> | <u>146,306</u> | <u>723,557</u> |
| Unallocated corporate liabilities | | | | 781,373 |
| Total liabilities | | | | <u>1,504,930</u> |

NOTES TO THE FINANCIAL STATEMENTS

For the year ended June 30, 2012

| | Chrysotile Cement | Plastic | Others | Total |
|---|-------------------------------|-----------|---------|-----------|
| | ----- (Rupees in '000') ----- | | | |
| 2011 | | | | |
| TURNOVER - net | 918,906 | 1,149,403 | 18,142 | 2,086,451 |
| RESULT | | | | |
| Segment result | 54,188 | (29,097) | (1,422) | 23,669 |
| Unallocated expense | | | | |
| Other operating expenses | | | | (11,289) |
| Other operating income | | | | 34,644 |
| Finance costs | | | | (57,348) |
| Share of profit on investment in an associate | | | | 775 |
| Taxation | | | | (9,401) |
| Loss for the year | | | | (18,950) |
| OTHER INFORMATION | | | | |
| Capital expenditure | - | 2,726 | - | 2,726 |
| Unallocated corporate capital expenditure | | | | 1,902 |
| Total capital expenditure | | | | 4,628 |
| Depreciation | 6,005 | 40,451 | - | 46,456 |
| Unallocated corporate depreciation and amortization | | | | 19,708 |
| Total depreciation and amortization | | | | 66,164 |
| ASSETS AND LIABILITIES | | | | |
| Segment assets | 323,409 | 621,091 | 22,578 | 967,078 |
| Unallocated corporate assets | | | | 279,703 |
| Total assets | | | | 1,246,781 |
| Segment liabilities | 161,092 | 141,078 | 402 | 302,572 |
| Unallocated corporate liabilities | | | | 438,006 |
| Total liabilities | | | | 740,578 |

38.1 Geographical information

Turnover

The geographical information for turnover is given in note 24.

| | Note | 2012 ----- (Rupees in '000') ----- | 2011 |
|---------------------------|------|---------------------------------------|---------|
| Non-current assets | | | |
| Pakistan | | 1,398,030 | 315,552 |

Non-current assets for this purpose consist of property, plant and equipment, intangible assets, investment property, long-term investment, loans and deposits.

NOTES TO THE FINANCIAL STATEMENTS

For the year ended June 30, 2012

38.2 Segment assets and liabilities

Segment assets include all operating assets by a segment and consist principally of property, plant and equipment, stores and spare parts and loose tools, stock-in-trade, trade debts and loans and advances net of impairment and provisions, if any. Segment liabilities include all operating liabilities and consist principally of trade and other payables.

38.3 Finance cost has not been allocated to segments, as this type of activity is driven by the central treasury function, which manages the cash position of the Company. Further, income taxes are not allocated to operating segments.

38.4 There are no inter segment sales/purchases.

39. DATE OF AUTHORISATION FOR ISSUE

These financial statements have been authorised for issue on September 21, 2012 by the Board of Directors of the Company.

40. GENERAL

40.1 Certain prior year's figures have been reclassified consequent upon certain changes in current year's presentation for more appropriate comparison. However, there are no material reclassifications to report.

40.2 All figures have been rounded off to the nearest thousand rupees, unless otherwise stated.

Abu Talib H. K. Dada
Chairman

Sikander Dada
Chief Executive

Zahid Mahmood
Chief Financial Officer

PATTERN OF SHAREHOLDING

As at June 30, 2012

| Categories of Share Holders | Number of Shares Held | Percentage of Issued Capital |
|--|-----------------------|------------------------------|
| Associated Companies, Undertakings and Related Parties | 6,802,698 | 63.20 |
| Bandenawaz Limited | 2,050 | 0.02 |
| Sikander (Pvt.) Limited | 6,800,648 | 63.18 |
| Directors, CEO & their Spouses | 1,214,337 | 11.28 |
| Mr. Abu Talib H. K. Dada (Director) | 310,469 | 2.88 |
| Mrs. Halima w/o Abu Talib H.K. Dada | 29,847 | 0.28 |
| Mr. Maqbool H.H. Rahimtoola (Director) | 5,300 | 0.05 |
| Mr. Qazi Sajid Ali (Director) | 1 | 0.00 |
| Mr. Shahzad M. Husain (Director) | 4 | 0.00 |
| Mr. Samad Dada (Director) | 259,125 | 2.41 |
| Mr. Zulfiqar Ali Lakhani (Director) | 5 | 0.00 |
| Mr. Sikander Dada (CEO & Director) | 609,586 | 5.66 |
| Executives | 2 | 0.00 |
| Mr. Muhammad Yousuf | 1 | 0.00 |
| Mr. Syed Sajjad Ahmed | 1 | 0.00 |
| Banks, Insurance Company & Others | 50,737 | 0.47 |
| Ideal Life Assurance Company Limited | 25 | - |
| Muslim Commercial Bank Limited | 440 | 0.00 |
| National Bank of Pakistan Limited | 445 | 0.00 |
| United Bank Limited | 348 | 0.00 |
| Others | 49,479 | 0.46 |
| Shareholders holding ten percent or more voting interest in the company | 1,465,000 | 13.61 |
| Province Limited | 1,465,000 | 13.61 |
| Individuals | 1,231,185 | 11.44 |
| TOTAL | 10,763,959 | 100.00 |

PATTERN OF SHAREHOLDING

As at June 30, 2012

| Number of Share Holders | Share Holding from | Share Holding to | Total Shares Held |
|-------------------------|--------------------|------------------|-------------------|
| 2,931 | 1 | 100 | 55,556 |
| 577 | 101 | 500 | 135,171 |
| 159 | 501 | 1,000 | 109,749 |
| 123 | 1,001 | 5,000 | 248,702 |
| 18 | 5,001 | 10,000 | 115,587 |
| 6 | 10,001 | 15,000 | 72,521 |
| 1 | 25,001 | 30,000 | 29,751 |
| 1 | 30,001 | 35,000 | 30,433 |
| 1 | 60,001 | 65,000 | 64,011 |
| 2 | 90,001 | 95,000 | 184,452 |
| 1 | 250,001 | 255,000 | 253,125 |
| 1 | 275,001 | 280,000 | 279,198 |
| 1 | 310,001 | 315,000 | 310,469 |
| 1 | 605,001 | 610,000 | 609,586 |
| 1 | 1,460,001 | 1,465,000 | 1,465,000 |
| 1 | 6,800,001 | 6,805,000 | 6,800,648 |
| 3,825 | | | 10,763,959 |

| Categories of Share Holders | Numbers of Share Holders | Numbers of Shares Held | Percentage of Issued Capital |
|-----------------------------|--------------------------|------------------------|------------------------------|
| Individual | 3,799 | 2,445,524 | 22.72 |
| Associated Companies | 2 | 6,802,698 | 63.20 |
| Banks | 3 | 1,233 | 0.01 |
| Insurance Company | 1 | 25 | 0.00 |
| Foreign Shareholding | 1 | 1,465,000 | 13.61 |
| Others | 19 | 49,479 | 0.46 |
| | 3,825 | 10,763,959 | 100.00 |

LAST TEN YEARS AT A GLANCE

| Fiscal Year Ending June 30 | Turnover | Profit / (Loss) After Taxation | Assets | Dividend | |
|--------------------------------|-----------|-----------------------------------|-----------|----------|----------------|
| | | | | Amount | Percentage (%) |
| ----- (Rupees in 000's) ----- | | | | | |
| 2012 | 2,469,834 | 114,117 | 2,598,048 | 627,539 | 583.00% |
| 2011 | 2,086,451 | (18,950) | 1,246,781 | - | 0.00% |
| 2010 | 2,101,734 | 10,016 | 1,438,006 | - | 0.00% |
| 2009 (Restated) | 2,189,890 | 25,772 | 1,540,412 | - | 0.00% |
| 2008 | 2,017,194 | 72,430 | 1,708,276 | 43,056 | 40.00% |
| 2007 | 1,657,144 | 42,291 | 1,430,517 | 32,292 | 30.00% |
| 2006 | 1,335,387 | 14,548 | 1,492,196 | 18,837 | 17.50% |
| 2005 (Restated) | 1,290,858 | 54,505 | 1,234,610 | 37,674 | 35.00% |
| 2004 (Restated) | 946,854 | 37,577 | 1,183,292 | 32,292 | 30.00% |
| 2003 | 710,644 | 28,414 | 711,040 | 21,528 | 20.00% |
| 2002 (Restated) | 562,226 | 8,498 | 651,401 | 13,455 | 12.50% |

FORM OF PROXY

The Company Secretary
Dadex Eternit Limited
Dadex House, 34-A/1, Block 6, PECHS,
Shahrah-e-Faisal, Karachi-75400

I/We _____ son / daughter /wife of _____
of _____ (full address)
being a member(s) of Dadex Eternit Limited holding _____
ordinary shares hereby appoint _____
of _____ (full address) or failing
him _____ of
_____ (full address)

who is/are also member(s) of Dadex Eternit Limited as my/our proxy in my/our absence to attend and vote for me/us and on my/our behalf at the 53rd Annual General Meeting of the Company to be held on Wednesday October 31, 2012 at 12:30 p.m. and at any adjournment thereof.

As witness my/our hand/seal this _____ day of _____ 2012

Signed by the said
in the presence of _____

1 _____

2 _____

Folio/CDC Account No

Signature on
Revenue Stamp
of Rs. 5/-

Important:

- 1 This proxy duly completed and signed, must be received at the Registered Office of the Company, Dadex House, 34-A/1, Block 6, P.E.C.H.S., Shahrah-e-Faisal, Karachi, not less than 48 hours before the time of holding the meeting.
- 2 No person shall act as proxy unless he himself is a member of the Company, except that a corporation may appoint a person who is not a member.
- 3 If a member appoints more than one proxy and more than one instruments of proxy are deposited by a member with the Company, all such instruments of proxy shall be rendered invalid.

For CDC Account Holders/Corporate Entities:

In addition to the above the following requirements have to be met:

- i) The proxy form shall be witnessed by two persons whose names, addresses and CNIC numbers shall be mentioned on the form.
- ii) Attested copies of CNIC and of the passport of the beneficial owners and the proxy shall be furnished with the proxy form.
- iii) The proxy shall produce his/her original CNIC or original passport at the time of the meeting.
- iv) In the case of a corporate entity, the Board of Directors resolution/power of attorney with the specimen signature should be submitted (unless it has been provided earlier) along with the proxy form to the Company.

DADEX |

Affix
Correct
Postage

THE COMPANY SECRETARY
DADEX ETERNIT LIMITED
DADEX HOUSE, 34-A/1, BLOCK 6, PECHS,
SHAHRAH-E-FAISAL, KARACHI-75400

DADEX

Dadex Eternit Limited

Head Office:

**Dadex House, 34-A/1, Block 6, P.E.C.H.S.,
Shahrah-e-Faisal, Karachi-75400
Tel: (9221) 111-000-789, 34313860-79
Fax: (9221) 34315716, 34315725**

Dadex Karachi Factory:

**Deh-22, Manghopir
Karachi-75890
Tel: (9221) 36770155-58, 36770160-63
Fax: (9221) 36770161**

Dadex Hyderabad Factory:

**P.O Box No. 10,
Badin Road Hyderabad
Tel: (9222) 3886534, 3886536
Fax: (9222) 3883993**

Sundar Factory Lahore:

**Plot No. 561-561/A
Sundar Industrial Estate
43-KM, Sundar Raiwind Road, Lahore
Tel: (9242) 38370386-90
Fax: (9242) 38370367**

www.dadex.com